
Slave Documentation

Release 0.4.0

Marco Halder

November 23, 2015

1	Overview	3
2	User Guide	5
2.1	Installing Slave	5
2.2	Quickstart	5
2.3	Basic Concepts	6
2.4	Built-in Device Drivers	10
2.5	Logging	12
2.6	Usage Examples	12
2.7	slave Changelog	14
3	API Reference	15
3.1	API	15
4	Indices and tables	117
	Python Module Index	119

This is the documentation of the Slave library, a micro framework designed to simplify instrument communication and control. It is divided into three parts, a quick *overview*, the *user guide* and of course the *api reference*.

Overview

Slave provides an intuitive way of creating instrument api's, inspired by object relational mappers.

```
from slave.iec60488 import IEC60488, PowerOn
from slave.driver import Command
from slave.types import Integer, Enum

class Device(IEC60488, PowerOn):
    """An iec60488 conforming device api with additional commands."""
    def __init__(self, transport):
        super(Device, self).__init__(transport)
        # A custom command
        self.my_command = Command(
            'QRY?', # query message header
            'WRT', # command message header
            # response and command data type
            [Integer, Enum('first', 'second')]
        )
```

Commands mimic instance attributes. Read access queries the device, parses and converts the response and finally returns it. Write access parses and converts the arguments and sends them to the device. This leads to very intuitive interfaces.

Several device drivers are already implemented, and many more are under development. A short usage example is given below

```
#!/usr/bin/env python
import time

from slave.srs import SR830
from slave.transport import Visa

lockin = SR830(Visa('GPIB::08'))
lockin.frequency = 22.08
lockin.amplitude = 5.0
lockin.reserve = 'high'
for i in range(60):
    print lockin.x
    time.sleep(1)
```

For a complete list of built-in device drivers, see *Built-in Device Drivers*.

2.1 Installing Slave

Installation is quite easy. The latest stable version is available on the [python package index](#) or [github](#). It can be installed with the package managers *pip* or *easy_install* via:

```
pip install slave
```

or:

```
easy_install slave
```

2.1.1 Installing from source

To install it from source, download and extract it and execute:

```
python setup.py install
```

2.1.2 Installing the latest development version

To work with the latest version of slave, clone the github repository and install it in development mode:

```
git clone git://github.com/p3trus/slave.git
cd slave
python setup.py develop
```

2.2 Quickstart

Using slave is easy. The following example shows how device drivers are used. We are going to implement a short measurement script, which initializes a Stanford Research SR830 lock-in amplifier and performs a measurement.

The first step is to initialize a transport to the lock-in amplifier. Here we are using *pyvisa* to establish a GPIB (General Purpose Interface Bus) transport with the device at primary address 8.

```
from slave.transport import visa
transport = visa('GPIB::08')
```

Slave does not communicate directly with the device. It uses an object referred to as *Transport* object for the low level communication (see *Transport Layer* for a detailed explanation).

In the next step, we construct a SR830 instance and inject the *pyvisa* transport.

```
from slave.srs import SR830

lockin = SR830(transport)
```

This creates a fully functional, high level interface to the lock-in amplifier. Before we start the actual measurement, we're going to configure the lock-in.

```
lockin.frequency = 22.08 # Set the internal frequency generator to 22.08 Hz
lockin.amplitude = 5.0   # Use an amplitude of 5 V
lockin.reserve = 'high'
```

And finally measure 60 times, waiting one second between each measurement, and print the result.

```
import time

for i in range(60):
    print lockin.x
    time.sleep(1)
```

Putting it all together, we get a small 13 line script, capable of performing a complete measurement.

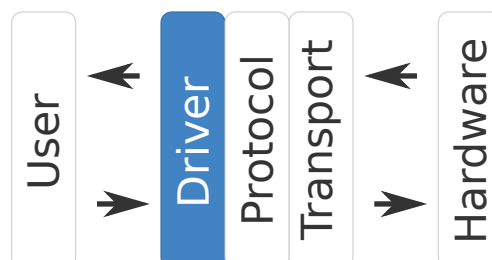
```
#!/usr/bin/env python
import time

from slave.srs import SR830
from slave.transport import Visa

lockin = SR830(Visa('GPIB::08'))
lockin.frequency = 22.08
lockin.amplitude = 5.0
lockin.reserve = 'high'
for i in range(60):
    print lockin.x
    time.sleep(1)
```

2.3 Basic Concepts

slave uses three layers of abstraction. The transport layer resides at the lowest level. It's responsibility is sending and receiving raw bytes. It has no knowledge of their meaning. The protocol layer on the next higher level is responsible for creating and parsing messages. The driver layer is at the highest level. It knows which commands are supported and maps them to python representations.



2.3.1 Transport Layer

The `slave.transport` module implements the lowest level abstraction layer of the slave library.

The transport is responsible for sending and receiving raw bytes. It interfaces with the hardware, but has no knowledge of the semantic meaning of the transferred bytes.

The `Transport` class defines a common api used in higher abstraction layers. Custom transports should subclass `slave.Transport` and implement the `__read__()` and `__write__()` methods.

The following transports are already available:

- `Serial` - A wrapper of the pyserial library
- `Socket` - A wrapper around the standard socket library.
- `LinuxGpib` - A wrapper of the linux-gpib library
- `Visa` - A wrapper of the pyvisa library. (Supports pyvisa 1.4 - 1.5).

2.3.2 Protocol Layer

The `slave.protocol` module implements the intermediate abstraction layer of the slave library.

The protocol knows how to create command messages and how to parse responses. It has no knowledge of which commands are actually supported by the device and does not care what kind of connection (e.g. ethernet, gpib, serial, ...) is used to communicate with the device.

The common protocol api is defined by the `slave.Protocol` class. Custom protocols must implement the `query()` and `write()` methods.

The following protocols are already implemented and ready to use:

- `IEC60488`
- `SignalRecovery`
- `OxfordIsobus`

2.3.3 Driver Layer

The core module contains several helper classes to ease instrument control.

Implementing an instrument interface is pretty straight forward. A simple implementation might look like:

```
from slave.driver import Driver, Command
from slave.types import Integer

class MyInstrument(Driver):
    def __init__(self, transport):
        super(MyInstrument, self).__init__(transport)
        # A simple query and writeable command, which takes and writes an
        # Integer.
        self.my_cmd = Command('QRY?', 'WRT', Integer)
        # A query and writeable command that converts a string parameter to
        # int and vice versa.
        self.my_cmd2 = Command('QRY2?', 'WRT2', Enum('first', 'second'))
```

2.3.4 IEC60488 Compliant Drivers

The `slave.iec60488` module implements a IEC 60488-2:2004(E) compliant interface.

The IEC 60488-2 describes a standard digital interface for programmable instrumentation. It is used by devices connected via the IEEE 488.1 bus, commonly known as GPIB. It is an adoption of the *IEEE std. 488.2-1992* standard.

The IEC 60488-2 requires the existence of several commands which are logically grouped.

Reporting Commands

- `*CLS` - Clears the data status structure ¹.
- `*ESE` - Write the event status enable register ².
- `*ESE?` - Query the event status enable register ³.
- `*ESR?` - Query the standard event status register ⁴.
- `*SRE` - Write the status enable register ⁵.
- `*SRE?` - Query the status enable register ⁶.
- `*STB` - Query the status register ⁷.

Internal operation commands

- `*IDN?` - Identification query ⁸.
- `*RST` - Perform a device reset ⁹.
- `*TST?` - Perform internal self-test ¹⁰.

Synchronization commands

- `*OPC` - Set operation complete flag high ¹¹.
- `*OPC?` - Query operation complete flag ¹².
- `*WAI` - Wait to continue ¹³.

To ease development, these are implemented in the `IEC60488` base class. To implement a IEC 60488-2 compliant device driver, you only have to subclass it and implement the device specific commands, e.g:

```
from slave.driver import Command
from slave.iec60488 import IEC60488

class CustomDevice(IEC60488):
    pass
```

¹ IEC 60488-2:2004(E) section 10.3

² IEC 60488-2:2004(E) section 10.10

³ IEC 60488-2:2004(E) section 10.11

⁴ IEC 60488-2:2004(E) section 10.12

⁵ IEC 60488-2:2004(E) section 10.34

⁶ IEC 60488-2:2004(E) section 10.35

⁷ IEC 60488-2:2004(E) section 10.36

⁸ IEC 60488-2:2004(E) section 10.14

⁹ IEC 60488-2:2004(E) section 10.32

¹⁰ IEC 60488-2:2004(E) section 10.38

¹¹ IEC 60488-2:2004(E) section 10.18

¹² IEC 60488-2:2004(E) section 10.19

¹³ IEC 60488-2:2004(E) section 10.39

Optional Commands

Despite the required commands, there are several optional command groups defined. The standard requires that if one command is used, it's complete group must be implemented. These are

Power on common commands

- **PSC* - Set the power-on status clear bit ¹⁴ .
- **PSC?* - Query the power-on status clear bit ¹⁵ .

Parallel poll common commands

- **IST?* - Query the individual status message bit ¹⁶ .
- **PRE* - Set the parallel poll enable register ¹⁷ .
- **PRE?* - Query the parallel poll enable register ¹⁸ .

Resource description common commands

- **RDT* - Store the resource description in the device ¹⁹ .
- **RDT?* - Query the stored resource description ²⁰ .

Protected user data commands

- **PUD* - Store protected user data in the device ²¹ .
- **PUD?* - Query the protected user data ²² .

Calibration command

- **CAL?* - Perform internal self calibration ²³ .

Trigger command

- **TRG* - Execute trigger command ²⁴ .

Trigger macro commands

- **DDT* - Define device trigger ²⁵ .
- **DDT?* - Define device trigger query ²⁶ .

Macro Commands

- **DMC* - Define device trigger ²⁷ .
- **EMC* - Define device trigger query ²⁸ .
- **EMC?* - Define device trigger ²⁹ .

¹⁴ IEC 60488-2:2004(E) section 10.25

¹⁵ IEC 60488-2:2004(E) section 10.26

¹⁶ IEC 60488-2:2004(E) section 10.15

¹⁷ IEC 60488-2:2004(E) section 10.23

¹⁸ IEC 60488-2:2004(E) section 10.24

¹⁹ IEC 60488-2:2004(E) section 10.30

²⁰ IEC 60488-2:2004(E) section 10.31

²¹ IEC 60488-2:2004(E) section 10.27

²² IEC 60488-2:2004(E) section 10.28

²³ IEC 60488-2:2004(E) section 10.2

²⁴ IEC 60488-2:2004(E) section 10.37

²⁵ IEC 60488-2:2004(E) section 10.4

²⁶ IEC 60488-2:2004(E) section 10.5

²⁷ IEC 60488-2:2004(E) section 10.7

²⁸ IEC 60488-2:2004(E) section 10.8

²⁹ IEC 60488-2:2004(E) section 10.9

- **GMC?* - Define device trigger query ³⁰ .
- **LMC?* - Define device trigger ³¹ .
- **PMC* - Define device trigger query ³² .

Option Identification command

- **OPT?* - Option identification query ³³ .

Stored settings commands

- **RCL* - Restore device settings from local memory ³⁴ .
- **SAV* - Store current settings of the device in local memory ³⁵ .

Learn command

- **LRN?* - Learn device setup query ³⁶ .

System configuration commands

- **AAD* - Accept address command ³⁷ .
- **DLF* - Disable listener function command ³⁸ .

Passing control command

- **PCB* - Pass control back ³⁹ .

The optional command groups are implemented as Mix-in classes. A device supporting required [IEC 60488-2](#) commands as well as the optional Power-on commands is implemented as follows:

```
from slave.driver import Command
from slave.iec60488 import IEC60488, PowerOn

class CustomDevice(IEC60488, PowerOn):
    pass
```

Reference:

2.4 Built-in Device Drivers

Slave ships with several completely implemented device drivers.

³⁰ IEC 60488-2:2004(E) section 10.13

³¹ IEC 60488-2:2004(E) section 10.16

³² IEC 60488-2:2004(E) section 10.22

³³ IEC 60488-2:2004(E) section 10.20

³⁴ IEC 60488-2:2004(E) section 10.29

³⁵ IEC 60488-2:2004(E) section 10.33

³⁶ IEC 60488-2:2004(E) section 10.17

³⁷ IEC 60488-2:2004(E) section 10.1

³⁸ IEC 60488-2:2004(E) section 10.6

³⁹ IEC 60488-2:2004(E) section 10.21

2.4.1 Lock-in Amplifiers

Manufacturer	Model	Class
Lakeshore	LS370 AC Resistance Bridge	<i>slave.lakeshore.ls370.LS370</i>
Signal Recovery	SR7225	<i>slave.signal_recovery.sr7225.SR7225</i>
Signal Recovery	SR7230	<i>slave.signal_recovery.sr7230.SR7230</i>
Stanford Research	SR830	<i>slave.srs.sr830.SR830</i>
Stanford Research	SR850	<i>slave.srs.sr850.SR850</i>

2.4.2 Preamplifiers

Manufacturer	Model	Class
Signal Recovery	SR5113	<i>slave.signal_recovery.sr5113.SR5113</i>

2.4.3 Voltmeter

Manufacturer	Model	Class
Keithley	2182A	<i>slave.keithley.k2182.K2182</i>

2.4.4 Current Source

Manufacturer	Model	Class
Keithley	6221	<i>slave.keithley.k6221.K6221</i>

2.4.5 Temperature Controllers

Manufacturer	Model	Class
Lakeshore	LS340	<i>slave.lakeshore.ls340.LS340</i>

2.4.6 Magnet Power Supplies

Manufacturer	Model	Class
CryoMagnetics Inc.	Magnet Power Supply Model 4G	<i>slave.cryomagnetics.mps4g.MPS4G</i>

2.4.7 Cryostats

Manufacturer	Model	Class
Quantum Design	PPMS Model 6000	<i>slave.quantum_design.ppms.PPMS</i>

2.4.8 Data Acquisition Cards

Manufacturer	Model	Class
ICS Electronics	Model 4807	<i>slave.ics.ics4807.ICS4807</i>

2.5 Logging

Slave makes use of python's standard logging module. It is quite useful for development of new device drivers and diagnosing of communication errors.

You can use it in the following way:

```
import logging

logging.basicConfig(filename='log.txt', filemode='w', level=logging.DEBUG)

# Now use slave ...
```

Note: Be careful, IPython adds a default handler. Therefore *logging.basicConfig* is a no op.

A more complicated setup could look like this:

```
import logging.config

LOG_CFG = {
    'version': 1,
    'disable_existing_loggers': False,
    'handlers': {
        'stream': {
            'level': 'DEBUG',
            'class': 'logging.StreamHandler',
        },
    },
    'root': {
        'handlers': ['stream'],
        'level': 'DEBUG',
        'propagate': True,
    },
}

logging.config.dictConfig(LOG_CFG)
```

2.6 Usage Examples

2.6.1 Simple Measurement

This examples shows a simple measurement script, using a Stanford Research Systems LockIn amplifier and is discussed in more detail in the *Quickstart* section.

```
#!/usr/bin/env python
import time

from slave.srs import SR830
from slave.transport import Visa

lockin = SR830(Visa('GPIB::08'))
lockin.frequency = 22.08
lockin.amplitude = 5.0
lockin.reserve = 'high'
for i in range(60):
```

```
print lockin.x
time.sleep(1)
```

2.6.2 Magnetotransport Measurement

In this example, we assume a sample with standard four terminal wiring is placed inside a Quantum Design PPMS. We're using our own Lock-In amplifier to measure the resistance as a function of temperature.

```
"""This example shows a measurement routine for a custom magnetotransport setup
in the [P]hysical [P]roperties [M]easurement [S]ystem PPMS Model 6000.

"""
import datetime

import visa

from slave.quantum_design import PPMS
from slave.sr830 import SR830
from slave.transport import Visa # pyvisa wrapper
from slave.misc import Measurement

# Connect to the lockin amplifier and the ppms
lockin = SR830(Visa('GPIB::10'))
ppms = PPMS(Visa('GPIB::15'))

try:
    # Configure the lockin amplifier
    lockin.frequency = 22.08 # Use a detection frequency of 22.08 Hz
    lockin.amplitude = 5.0 # and an amplitude of 5 V.
    lockin.reserve = 'low'
    lockin.time_constant = 3

    # Set the ppms temperature to 10 K, cooling with a rate of 20 K per min.
    ppms.set_temperature(10, 20, wait_for_stability=True)
    # Now sweep slowly to avoid temperature instabilities.
    ppms.set_temperature(1.2, 0.5, wait_for_stability=True)
    # Set a magnetic field of 1 T at a rate of 150 mT per second and set the magnet
    # in persistent mode.
    #
    # Note: The PPMS uses Oersted instead of Tesla. 1 Oe = 0.1 mT.
    ppms.set_field(10000, 150, mode='persistent', wait_for_stability=True)

    # Set the appropriate gain. (We're assuming the measured voltage decreases
    # with increasing temperature.
    lockin.auto_gain()

    # Define the measurement parameters
    parameters = [
        lambda: datetime.datetime.now(), # Get timestamp
        lambda: lockin.x,
        lambda: lockin.y,
        lambda: ppms.temperature,
    ]

    # Finally start the measurement, using the Measurement helper class as a
    # context manager (This automatically closes the measurement file).
    with Measurement('1.2K-300K_1T.dat', measure=parameters) as measurement:
        ppms.scan_temperature(measurement, 300, 0.5)
```

```
except Exception, e:
    # Catch possible errors and print a message.
    print 'An error occurred:', e
finally:
    # Finally put the ppms in standby mode.
    ppms.shutdown()
```

2.7 slave Changelog

Here you can see the full list of changes between each slave release.

2.7.1 Version 0.4.0

Note: This release breaks backwards compatibility.

- Changed the notation of a *connection* to *transport*. This name is more widely used, see e.g. twisted, or asyncio.
- Removed the direct usage of the transport object in device driver methods. Now almost all methods use the *InstrumentBase._query()* and *InstrumentBase._write()* methods.

There are only a few exceptions:

- *slave.srs.sr830.SR830.trace()*
- *slave.srs.sr830.SR830.snap()*
- *slave.srs.sr850.MarkList.active()*
- Renamed *slave.core.InstrumentBase._cfg* attribute to *_protocol* and in all dependant cases.

Changes to the *slave.core* module:

- The *InstrumentBase.transport* attribute was renamed to *_transport* to be more consistent. This avoids shadowing of possible commands and show the intent that in general the transport should not be used directly.

Changes to the *slave.lakeshore.ls340* module:

- The *slave.lakeshore.ls340.Curve.delete()* method now raises a *RuntimeError* when called on a read-only curve.
- The *slave.lakeshore.ls340.LS340._factory_defaults()* method does not take the boolean *confirm* argument anymore. The trailing underscore should be warning enough that you know what you're doing.
- The *slave.lakeshore.ls340.LS340.columnx* attributes are replaced by a tuple of column instance.

Changes to the *slave.lakeshore.ls370* module:

- Implemented the missing relay commands *LS370.low_relay* and *LS370.high_relay*.

API Reference

This part of the documentation covers the complete api of the slave library.

3.1 API

This part covers the complete api documentation of the slave library.

3.1.1 `slave` Package

3.1.2 `transport` Module

The `slave.transport` module implements the lowest level abstraction layer of the slave library.

The transport is responsible for sending and receiving raw bytes. It interfaces with the hardware, but has no knowledge of the semantic meaning of the transferred bytes.

The `Transport` class defines a common api used in higher abstraction layers. Custom transports should subclass `slave.Transport` and implement the `__read__()` and `__write__()` methods.

The following transports are already available:

- `Serial` - A wrapper of the pyserial library
- `Socket` - A wrapper around the standard socket library.
- `LinuxGpib` - A wrapper of the linux-gpib library
- `Visa` - A wrapper of the pyvisa library. (Supports pyvisa 1.4 - 1.5).

class `slave.transport.LinuxGpib` (*primary=0, secondary=None, board=0, timeout=u'10 s',
send_eoi=True, eos_char=None, eos_mode=0*)

Bases: `slave.transport.Transport`

A linux-gpib adapter.

E.g.:

```
transport = LinuxGpib(primary=11, timeout='1 s')
with transport:
    transport.write(b'*IDN?\n')
    idn = transport.read_until(b'\n')
transport.close()
```

Parameters

- **primary** (*int*) – The primary gpib address.
- **secondary** (*int*) – The secondary gpib address. An integer in the range 0 to 30 or *None*. *None* disables the use of secondary addressing.
- **board** (*int*) – The gpib board index.
- **timeout** – The timeout for IO operations. See `LinuxGpib.TIMEOUT` for possible values.
- **send_eoi** (*bool*) – If *True*, the EOI line will be asserted with the last byte sent during write operations.
- **eos_char** (*str*) – End of string character.
- **eos_mode** (*int*) – End of string mode.

BIN = 4096

Match eos character using all 8 bits instead of the 7 least significant bits.

ERRNO = {0: u'A system call has failed.', 1: u'Your interface needs to be controller-in-charge, but is not.', 2: u'You have a
Possible error messages.

exception Error

Bases: `slave.transport.TransportError`

Generic linux-gpib error.

LinuxGpib.REOS = 1024

Enable termination of reads when eos character is received.

LinuxGpib.STATUS = {0: u'device clear', 1: u'device trigger', 2: u'listener', 3: u'talker', 4: u'atn', 5: u'controller-in-charge'}
Status Register. Please consult the linux-gpib manual for a description.

LinuxGpib.TIMEOUT = [None, u'10 us', u'30 us', u'100 us', u'300 us', u'1 ms', u'3 ms', u'10 ms', u'30 ms', u'100 ms', u'300 ms']
Valid timeout parameters.

exception LinuxGpib.Timeout

Bases: `slave.transport.Error`, `slave.transport.Timeout`

Raised when a linux-gpib timeout occurs.

LinuxGpib.XEOS = 2048

Assert the EOI line whenever the eos character is sent during writes.

LinuxGpib.clear()

Issues a device clear command.

LinuxGpib.close()

Closes the gpib transport.

LinuxGpib.error_status

LinuxGpib.status

LinuxGpib.trigger()

Triggers the device.

The trigger method sens a GET(group execute trigger) command byte to the device.

class slave.transport.SimulatedTransport

Bases: `future.types.newobject.newobject`

The SimulatedTransport.

The `SimulatedTransport` does not have any functionality. It servers as a sentinel value for the `Command` class to enable the simulation mode.

class `slave.transport.Socket` (*address, alwaysopen=True, *args, **kw*)

Bases: `slave.transport.Transport`

A slave compatible adapter for python's `socket.socket` class.

Parameters

- **address** – The socket address a tuple of host string and port. E.g.

```
from slave.signal_recovery import SR7230
from slave.transport import Socket

lockin = SR7230(Socket(address=('192.168.178.1', 50000)))
```

- **alwaysopen** – A boolean flag deciding wether the socket should be opened and closed for each use as a contextmanager or should be opened just once and kept open until closed explicitly. E.g.:

```
from slave.transport import Socket

transport = Socket(address=('192.168.178.1', 50000), alwaysopen=False)
with transport:
    # connection is created
    transport.write(b'*IDN?')
    response = transport.read_until(b'\n')
    # connection is closed again.

transport = Socket(address=('192.168.178.1', 50000), alwaysopen=True)
# connection is already opened.
with transport:
    transport.write(b'*IDN?')
    response = transport.read_until(b'\n')
    # connection is kept open.
```

exception Error

Bases: `slave.transport.TransportError`

exception Socket.Timeout

Bases: `slave.transport.Timeout`, `slave.transport.Error`

`Socket.close` (*args, **kw)

`Socket.open` (*args, **kw)

exception slave.transport.Timeout

Bases: `slave.transport.TransportError`

Baseclass for all transport timeouts.

class `slave.transport.Transport` (*max_bytes=1024, lock=None*)

Bases: `future.types.newobject.newobject`

A utility class to write and read data.

The `Transport` base class defines a common interface used by the `slave` library. Transports are intended to be used as context managers. Entering the `with` block locks a transport, leaving it unlocks it.

Subclasses must implement `__read__` and `__write__`.

read_bytes (*num_bytes*)
Reads at most *num_bytes*.

read_exactly (*num_bytes*)
Reads exactly *num_bytes*

read_until (*delimiter*)
Reads until the delimiter is found.

write (*data*)

exception `slave.transport.TransportError`

Bases: `exceptions.IOError`

Baseclass for all transport errors.

3.1.3 protocol Module

The `slave.protocol` module implements the intermediate abstraction layer of the slave library.

The protocol knows how to create command messages and how to parse responses. It has no knowledge of which commands are actually supported by the device and does not care what kind of connection (e.g. ethernet, gpib, serial, ...) is used to communicate with the device.

The common protocol api is defined by the `slave.Protocol` class. Custom protocols must implement the `query()` and `write()` methods.

The following protocols are already implemented and ready to use:

- `IEC60488`
- `SignalRecovery`
- `OxfordIsobus`

```
class slave.protocol.IEC60488(msg_prefix=u'', msg_header_sep=u' ', msg_data_sep=u',',
                             msg_term=u'n', resp_prefix=u'', resp_header_sep=u'',
                             resp_data_sep=u',', resp_term=u'n', encoding=u'ascii')
```

Bases: `slave.protocol.Protocol`

Implementation of IEC60488 protocol.

This class implements the IEC-60488 protocol, formerly known as IEEE 488.2.

Parameters

- **msg_prefix** – A string which will be prepended to the generated command string.
- **msg_header_sep** – A string separating the message header from the message data.
- **msg_data_sep** – A string separating consecutive data blocks.
- **msg_term** – A string terminating the message.
- **resp_prefix** – A string each response is expected to begin with.
- **resp_header_sep** – The expected separator of the response header and the response data.
- **resp_data_sep** – The expected data separator of the response message.
- **resp_term** – The response message terminator.
- **stb_callback** – For each read and write operation, a status byte is received. If a callback function is given, it will be called with the status byte.

clear (*transport*)

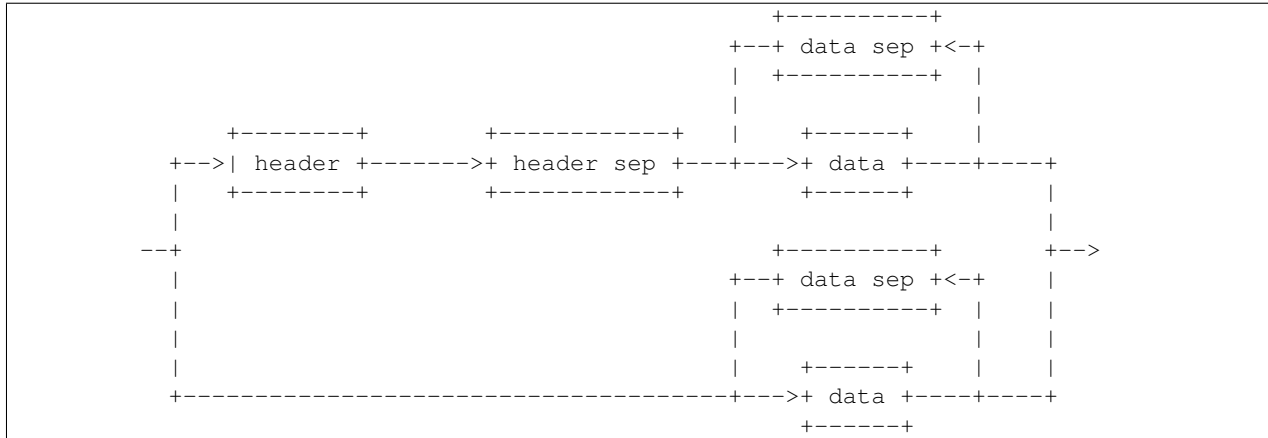
Issues a device clear command.

create_message (*header*, **data*)

parse_response (*response*, *header=None*)

Parses the response message.

The following graph shows the structure of response messages.



query (*transport*, *header*, **data*)

trigger (*transport*)

Triggers the transport.

write (*transport*, *header*, **data*)

class `slave.protocol.OxfordIsobus` (*address=None*, *echo=True*, *msg_term=u'r'*, *resp_term=u'r'*,
encoding=u'ascii')

Bases: `slave.protocol.Protocol`

Implements the oxford isobus protocol.

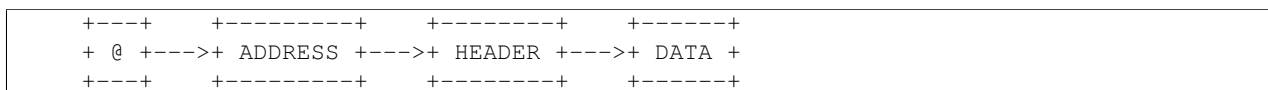
Parameters

- **address** – The isobus address.
- **echo** – Enables/Disables device command echoing.
- **msg_term** – The message terminator.
- **resp_term** – The response terminator.
- **encoding** – The message and response encoding.

Oxford Isobus messages are created in the following manner, where *HEADER* is a single char:



Isobus allows to connect multiple devices on a serial line. To address a specific device a control character '@' followed by an integer address is used:



On success, the device answers with the header followed by data if requested. If no echo response is desired, the '\$' control char must be prepended to the command message. This is useful if a single command must sent to all connected devices at once.

On error, the device answers with a '?' char followed by the command message. E.g the error response to a message @7R10 would be ?R10.

create_message (*header*, **data*)

parse_response (*response*, *header*)

query (*transport*, *header*, **data*)

write (*transport*, *header*, **data*)

class `slave.protocol.Protocol`

Bases: `future.types.newobject.newobject`

Abstract protocol base class.

query (*transport*, **args*, ***kw*)

write (*transport*, **args*, ***kw*)

class `slave.protocol.SignalRecovery` (*msg_prefix=u' ', msg_header_sep=u' ', msg_data_sep=u' ', msg_term=u'x00', resp_prefix=u' ', resp_header_sep=u' ', resp_data_sep=u' ', resp_term=u'x00', stb_callback=None, olb_callback=None, encoding=u'ascii'*)

Bases: `slave.protocol.IEC60488`

An implementation of the signal recovery network protocol.

Modern signal recovery devices are fitted with a ethernet port. This class implements the protocol used by these devices. Command messages are built with the following algorithm.

```

                                +-----+
                                +---+ data sep +<--+
                                | +-----+ |
                                | | | | | | | | | |
+-----+ +-----+ +-----+ +-----+
-->+ header +--->+ header sep +---+-->+ data +---+-->+ msg term +-->
+-----+ +-----+ +-----+ +-----+
```

Each command, query or write, generates a response. It is terminated with a null character '0' followed by the status byte and the overload byte.

Parameters

- **msg_prefix** – A string which will be prepended to the generated command string.
- **msg_header_sep** – A string separating the message header from the message data.
- **msg_data_sep** – A string separating consecutive data blocks.
- **msg_term** – A string terminating the message.
- **resp_prefix** – A string each response is expected to begin with.
- **resp_header_sep** – The expected separator of the response header and the response data.
- **resp_data_sep** – The expected data separator of the response message.
- **resp_term** – The response message terminator.

- **stb_callback** – For each read and write operation, a status byte is received. If a callback function is given, it will be called with the status byte.
- **olb_callback** – For each read and write operation, a overload status byte is received. If a callback function is given, it will be called with the overload byte.
- **encoding** – The encoding used to convert the message string to bytes and vice versa.

E.g.:

```
>>>from slave.protocol import SignalRecovery
>>>from slave.transport import Socket

>>>transport = Socket(('192.168.178.1', 5900))
>>>protocol = SignalRecovery()
>>>print protocol.query(transport, '*IDN?')
```

call_byte_handler (*status_byte, overload_byte*)

query (*transport, header, *data*)

query_bytes (*transport, num_bytes, header, *data*)

Queries for binary data

Parameters

- **transport** – A transport object.
- **num_bytes** – The exact number of data bytes expected.
- **header** – The message header.
- **data** – Optional data.

Returns The raw unparsed data bytearray.

write (*transport, header, *data*)

3.1.4 core Module

The core module contains several helper classes to ease instrument control.

Implementing an instrument interface is pretty straight forward. A simple implementation might look like:

```
from slave.driver import Driver, Command
from slave.types import Integer

class MyInstrument(Driver):
    def __init__(self, transport):
        super(MyInstrument, self).__init__(transport)
        # A simple query and writeable command, which takes and writes an
        # Integer.
        self.my_cmd = Command('QRY?', 'WRT', Integer)
        # A query and writeable command that converts a string parameter to
        # int and vice versa.
        self.my_cmd2 = Command('QRY2?', 'WRT2', Enum('first', 'second'))
```

class slave.driver.**Command** (*query=None, write=None, type_=None, protocol=None*)

Bases: object

Represents an instrument command.

The Command class handles the communication with the instrument. It converts the user input into the appropriate command string and sends it to the instrument via the transport object. For example:

```
# a read and writeable command
cmd1 = Command('STRING?', 'STRING', String)

# a readonly command returning a tuple of two strings
cmd2 = Command('STRING?', [String, String])

# a writeonly command
cmd3 = Command(write=('STRING', String))
```

Parameters

- **query** – A string representing the *query program header*, e.g. `*IDN?`. To allow customization of the querying a 2-tuple or 3-tuple value with the following meaning is also possible.
 - (<query header>, <response data type>)
 - (<query header>, <response data type>, <query data type>)

The types have the same requirements as the type parameter. If they are

- **write** – A string representing the *command program header*, e.g. `*CLS`. To allow for customization of the writing a 2-tuple value with the following requirements is valid as well.
 - (<command header>, <response data type>)

The types have the same requirements as the type parameter.

- **protocol** – When a protocol (an object implementing the `slave.protocol.Protocol` interface) is given, `query()` and `write()` methods ignore its protocol argument and use it instead.

query (*transport*, *protocol*, **data*)

Generates and sends a query message unit.

Parameters

- **transport** – An object implementing the `.Transport` interface. It is used by the protocol to send the message and receive the response.
- **protocol** – An object implementing the `.Protocol` interface.
- **data** – The program data.

Raises `AttributeError` if the command is not queryable.

simulate_query (*data*)

simulate_write (*data*)

write (*transport*, *protocol*, **data*)

Generates and sends a command message unit.

Parameters

- **transport** – An object implementing the `.Transport` interface. It is used by the protocol to send the message.
- **protocol** – An object implementing the `.Protocol` interface.
- **data** – The program data.

Raises `AttributeError` if the command is not writable.

class `slave.driver.CommandSequence` (*transport, protocol, iterable*)
 Bases: `slave.misc.ForwardSequence`

A sequence forwarding item access to the query and write methods.

class `slave.driver.Driver` (*transport, protocol=None, *args, **kw*)
 Bases: `object`

Base class of all instruments.

The Driver class applies some *magic* to simplify the Command interaction. Read access on `Command` attributes is redirected to the `Command.query`, write access to the `Command.write` member function.

Parameters

- **transport** – The transport object.
- **protocol** – The protocol object. If no protocol is given, a IEC60488 protocol is used as default.

3.1.5 cryomagnetics Module

class `slave.cryomagnetics.mps4g.MPS4G` (*transport, shims=None, channel=None*)
 Bases: `slave.iec60488.IEC60488`

Represents the Cryomagnetics, inc. 4G Magnet Power Supply.

Parameters

- **transport** – A transport object.
- **channel** – This parameter is used to set the MPS4G in single channel mode. Valid entries are *None*, 1 and 2.

Variables

- **channel** – The selected channel.
- **error** – The error response mode of the usb interface.
- **current** – The magnet current. Querying returns a value, unit tuple. While setting the current, the unit is omitted. The value must be supplied in the configured units (ampere, kilo gauss).
- **output_current** – The power supply output current.
- **lower_limit** – The lower current limit. Querying returns a value, unit tuple. While setting the lower current limit, the unit is omitted. The value must be supplied in the configured units (ampere, kilo gauss).
- **mode** – The selected operation mode, either ‘*Shim*’ or ‘*Manual*’.
- **name** – The name of the currently selected coil. The length of the name is in the range of 0 to 16 characters.
- **switch_heater** – The state of the persistent switch heater. If *True* the heater is switched on and off otherwise.
- **upper_limit** – The upper current limit. Querying returns a value, unit tuple. While setting the upper current limit, the unit is omitted. The value must be supplied in the configured units (ampere, kilo gauss).

- **unit** – The unit used for all input and display operations. Must be either ‘A’ or ‘G’ meaning Ampere or Gauss.
- **voltage_limit** – The output voltage limit. Must be in the range of 0.00 to 10.00.
- **magnet_voltage** – The magnet voltage in the range -10.00 to 10.00.
- **magnet_voltage** – The output voltage in the range -12.80 to 12.80.
- **standard_event_status** – The standard event status register.
- **standard_event_status_enable** – The standard event status enable register.
- **id** – The identification, represented by the following tuple (*<manufacturer>*, *<model>*, *<serial>*, *<firmware>*, *<build>*)
- **operation_completed** – The operation complete bit.
- **status** – The status register.
- **service_request_enable** – The service request enable register.
- **sweep_status** – A string representing the current sweep status.

Warning: Due to a bug in firmware version 1.25, a semicolon must be appended to the end of the commands ‘LLIM’ and ‘ULIM’. This is done automatically. Writing the name crashes the MPS4G software. A restart does not fix the problem. You need to load the factory defaults.

Note: If something bad happens and the MPS4G isn’t reacting, you can load the factory defaults via the simulation mode. To enter it press *SHIFT* and 5 on the front panel at startup.

disable_shims()

Disables all shims.

enable_shims()

Enables all shims.

local()

Sets the front panel in local mode.

locked()

Sets the front panel in locked remote mode.

quench_reset()

Resets the quench condition.

remote()

Sets the front panel in remote mode.

sweep(mode, speed=None)

Starts the output current sweep.

Parameters

- **mode** – The sweep mode. Valid entries are ‘UP’, ‘DOWN’, ‘PAUSE’ or ‘ZERO’. If in shim mode, ‘LIMIT’ is valid as well.
- **speed** – The sweeping speed. Valid entries are ‘FAST’, ‘SLOW’ or *None*.

class `slave.cryomagnetics.mps4g.Range` (*transport, protocol, idx*)

Bases: `slave.driver.Driver`

Represents a MPS4G current range.

Parameters

- **transport** – A transport object.
- **protocol** – A protocol object.
- **idx** – The current range index. Valid values are 0, 1, 2, 3, 4.

Variables

- **limit** – The upper limit of the current range.
- **rate** – The sweep rate of this current range.

`slave.cryomagnetics.mps4g.SHIMS = [u'Z', u'Z2', u'Z3', u'Z4', u'X', u'Y', u'ZX', u'ZY', u'C2', u'S2', u'Z2X', u'Z2Y']`
 A list with all valid shim identifiers.

class `slave.cryomagnetics.mps4g.Shim(transport, protocol, shim)`

Bases: `slave.driver.Driver`

Represents a Shim option of the 4GMPS.

Parameters

- **transport** – A transport object.
- **protocol** – A protocol object.
- **shim** – The identifier of the shim.

Variables

- **limit** – The current limit of the shim.
- **status** – Represents the shim status, *True* if it's enabled, *False* otherwise.
- **current** – The magnet current of the shim. Querying returns a value, unit tuple. While setting the current, the unit is omitted. The value must be supplied in the configured units (ampere, kilo gauss).

disable()

Disables the shim.

select()

Selects the shim as the current active shim.

class `slave.cryomagnetics.mps4g.UnitFloat(min=None, max=None, *args, **kw)`

Bases: `slave.types.Float`

Represents a floating point type. If a unit is present in the string representation, it will get stripped.

3.1.6 ics Module

class `slave.ics.ics4807.GPIB(transport, protocol)`

Bases: `slave.driver.Driver`

The gpib subsystem.

Parameters

- **transport** – A transport object.
- **protocol** – A protocol object.

Variables

- **address** – The gpib address, an integer between 0 and 30.

- **external** – The state of the external gpib address selector.

class `slave.ics.ics4807.ICS4807(transport)`

Bases: `slave.iec60488.IEC60488`

ICS Electronics Model 4807 GPIB-DAQ card instrument class.

Warning: The Implementation is not complete yet!

Parameters `transport` – A transport object.

Variables

- `gpib` – The gpib subsystem.
- `temperature` – A sequence with four temperatures.
- `input` – A tuple holding six `Input` instances.
- `relay` – A tuple holding six `Relay` instances.

abort()

Disables the trigger function.

class `slave.ics.ics4807.Input(transport, protocol, idx)`

Bases: `slave.driver.Driver`

The analog input subsystem.

Parameters

- `transport` – A transport object.
- `protocol` – A protocol object.

Variables

- `average` – The averaging value of the input channel. Valid entries are 1 to 250.
- `polarity` – The polarity of the analog input, either ‘unipolar’ or ‘bipolar’.
- `range` – The A/D input range in volt. Valid entries are 5 or 10.

`ivar` voltage. The voltage of the analog input.

class `slave.ics.ics4807.Relay(transport, protocol, idx)`

Bases: `slave.driver.Driver`

An ICS4807 relay.

Parameters

- `transport` – A transport object.
- `protocol` – A protocol object.
- `idx` – An integer representing the relay index.

Variables `status` –

close()

Closes the relay.

open()

Open's the relay.

3.1.7 iec60488 Module

The `slave.iec60488` module implements a IEC 60488-2:2004(E) compliant interface.

The IEC 60488-2 describes a standard digital interface for programmable instrumentation. It is used by devices connected via the IEEE 488.1 bus, commonly known as GPIB. It is an adoption of the *IEEE std. 488.2-1992* standard.

The IEC 60488-2 requires the existence of several commands which are logically grouped.

Reporting Commands

- **CLS* - Clears the data status structure ¹.
- **ESE* - Write the event status enable register ².
- **ESE?* - Query the event status enable register ³.
- **ESR?* - Query the standard event status register ⁴.
- **SRE* - Write the status enable register ⁵.
- **SRE?* - Query the status enable register ⁶.
- **STB* - Query the status register ⁷.

Internal operation commands

- **IDN?* - Identification query ⁸.
- **RST* - Perform a device reset ⁹.
- **TST?* - Perform internal self-test ¹⁰.

Synchronization commands

- **OPC* - Set operation complete flag high ¹¹.
- **OPC?* - Query operation complete flag ¹².
- **WAI* - Wait to continue ¹³.

To ease development, these are implemented in the `IEC60488` base class. To implement a IEC 60488-2 compliant device driver, you only have to subclass it and implement the device specific commands, e.g:

```
from slave.driver import Command
from slave.iec60488 import IEC60488

class CustomDevice(IEC60488):
    pass
```

¹ IEC 60488-2:2004(E) section 10.3

² IEC 60488-2:2004(E) section 10.10

³ IEC 60488-2:2004(E) section 10.11

⁴ IEC 60488-2:2004(E) section 10.12

⁵ IEC 60488-2:2004(E) section 10.34

⁶ IEC 60488-2:2004(E) section 10.35

⁷ IEC 60488-2:2004(E) section 10.36

⁸ IEC 60488-2:2004(E) section 10.14

⁹ IEC 60488-2:2004(E) section 10.32

¹⁰ IEC 60488-2:2004(E) section 10.38

¹¹ IEC 60488-2:2004(E) section 10.18

¹² IEC 60488-2:2004(E) section 10.19

¹³ IEC 60488-2:2004(E) section 10.39

Optional Commands

Despite the required commands, there are several optional command groups defined. The standard requires that if one command is used, it's complete group must be implemented. These are

Power on common commands

- **PSC* - Set the power-on status clear bit ¹⁴ .
- **PSC?* - Query the power-on status clear bit ¹⁵ .

Parallel poll common commands

- **IST?* - Query the individual status message bit ¹⁶ .
- **PRE* - Set the parallel poll enable register ¹⁷ .
- **PRE?* - Query the parallel poll enable register ¹⁸ .

Resource description common commands

- **RDT* - Store the resource description in the device ¹⁹ .
- **RDT?* - Query the stored resource description ²⁰ .

Protected user data commands

- **PUD* - Store protected user data in the device ²¹ .
- **PUD?* - Query the protected user data ²² .

Calibration command

- **CAL?* - Perform internal self calibration ²³ .

Trigger command

- **TRG* - Execute trigger command ²⁴ .

Trigger macro commands

- **DDT* - Define device trigger ²⁵ .
- **DDT?* - Define device trigger query ²⁶ .

Macro Commands

- **DMC* - Define device trigger ²⁷ .
- **EMC* - Define device trigger query ²⁸ .
- **EMC?* - Define device trigger ²⁹ .

¹⁴ IEC 60488-2:2004(E) section 10.25

¹⁵ IEC 60488-2:2004(E) section 10.26

¹⁶ IEC 60488-2:2004(E) section 10.15

¹⁷ IEC 60488-2:2004(E) section 10.23

¹⁸ IEC 60488-2:2004(E) section 10.24

¹⁹ IEC 60488-2:2004(E) section 10.30

²⁰ IEC 60488-2:2004(E) section 10.31

²¹ IEC 60488-2:2004(E) section 10.27

²² IEC 60488-2:2004(E) section 10.28

²³ IEC 60488-2:2004(E) section 10.2

²⁴ IEC 60488-2:2004(E) section 10.37

²⁵ IEC 60488-2:2004(E) section 10.4

²⁶ IEC 60488-2:2004(E) section 10.5

²⁷ IEC 60488-2:2004(E) section 10.7

²⁸ IEC 60488-2:2004(E) section 10.8

²⁹ IEC 60488-2:2004(E) section 10.9

- **GMC?* - Define device trigger query ³⁰ .
- **LMC?* - Define device trigger ³¹ .
- **PMC* - Define device trigger query ³² .

Option Identification command

- **OPT?* - Option identification query ³³ .

Stored settings commands

- **RCL* - Restore device settings from local memory ³⁴ .
- **SAV* - Store current settings of the device in local memory ³⁵ .

Learn command

- **LRN?* - Learn device setup query ³⁶ .

System configuration commands

- **AAD* - Accept address command ³⁷ .
- **DLF* - Disable listener function command ³⁸ .

Passing control command

- **PCB* - Pass control back ³⁹ .

The optional command groups are implemented as Mix-in classes. A device supporting required [IEC 60488-2](#) commands as well as the optional Power-on commands is implemented as follows:

```
from slave.driver import Command
from slave.iec60488 import IEC60488, PowerOn

class CustomDevice(IEC60488, PowerOn):
    pass
```

Reference:

```
class slave.iec60488.Calibration(*args, **kw)
    Bases: object
```

A mixin class, implementing the optional calibration command.

Variables `protected_user_data` – The protected user data. This is information unique to the device, such as calibration date, usage time, environmental conditions and inventory control numbers.

Note: This is a mixin class designed to work with the IEC60488 class.

The IEC 60488-2:2004(E) defines the following optional calibration command:

³⁰ IEC 60488-2:2004(E) section 10.13

³¹ IEC 60488-2:2004(E) section 10.16

³² IEC 60488-2:2004(E) section 10.22

³³ IEC 60488-2:2004(E) section 10.20

³⁴ IEC 60488-2:2004(E) section 10.29

³⁵ IEC 60488-2:2004(E) section 10.33

³⁶ IEC 60488-2:2004(E) section 10.17

³⁷ IEC 60488-2:2004(E) section 10.1

³⁸ IEC 60488-2:2004(E) section 10.6

³⁹ IEC 60488-2:2004(E) section 10.21

- **CAL?* - See IEC 60488-2:2004(E) section 10.2

calibrate()

Performs an internal self-calibration.

Returns An integer in the range -32767 to + 32767 representing the result. A value of zero indicates that the calibration completed without errors.

class `slave.iec60488.IEC60488` (*transport, protocol=None, esb=None, stb=None, *args, **kw*)

Bases: `slave.driver.Driver`

The IEC60488 class implements a IEC 60488-2:2004(E) compliant base class.

Parameters

- **transport** – A transport object.
- **esb** – A dictionary mapping the 8 bit standard event status register. Integers in the range 0 to 7 are valid keys. If present they replace the default values.
- **stb** – A dictionary mapping the 8 bit status byte. Integers in the range 0 to 7 are valid keys. If present they replace the default values.

Variables

- **event_status** – A dictionary representing the 8 bit event status register.
- **event_status_enable** – A dictionary representing the 8 bit event status enable register.
- **status** – A dictionary representing the 8 bit status byte.
- **status_enable** – A dictionary representing the status enable register.
- **operation_complete** – The operation complete flag.
- **identification** – The device identification represented by the following tuple (*<manufacturer>*, *<model>*, *<serial number>*, *<firmware level>*).

A IEC 60488-2:2004(E) compliant interface must implement the following status reporting commands:

- **CLS* - See IEC 60488-2:2004(E) section 10.3
- **ESE* - See IEC 60488-2:2004(E) section 10.10
- **ESE?* - See IEC 60488-2:2004(E) section 10.11
- **ESR* - See IEC 60488-2:2004(E) section 10.12
- **SRE* - See IEC 60488-2:2004(E) section 10.34
- **SRE?* - See IEC 60488-2:2004(E) section 10.35
- **STB?* - See IEC 60488-2:2004(E) section 10.36

In addition, the following internal operation common commands are required:

- **IDN?* - See IEC 60488-2:2004(E) section 10.14
- **RST* - See IEC 60488-2:2004(E) section 10.32
- **TST?* - See IEC 60488-2:2004(E) section 10.38

Furthermore the following synchronisation commands are required:

- **OPC* - See IEC 60488-2:2004(E) section 10.18
- **OPC?* - See IEC 60488-2:2004(E) section 10.19

- *WAI* - See IEC 60488-2:2004(E) section 10.39

clear ()

Clears the status data structure.

complete_operation ()

Sets the operation complete bit high of the event status byte.

reset ()

Performs a device reset.

test ()

Performs a internal self-test and returns an integer in the range -32767 to + 32767.

wait_to_continue ()

Prevents the device from executing any further commands or queries until the no operation flag is *True*.

Note: In devices implementing only sequential commands, the no-operation flag is always *True*.

class `slave.iec60488.Learn (*args, **kw)`

Bases: `object`

A mixin class, implementing the optional learn command.

The IEC 60488-2:2004(E) defines the following optional learn command:

- *LRN?* - See IEC 60488-2:2004(E) section 10.17

learn ()

Executes the learn command.

Returns A string containing a sequence of *response message units*. These can be used as *program message units* to recover the state of the device at the time this command was executed.

class `slave.iec60488.Macro (*args, **kw)`

Bases: `object`

A mixin class, implementing the optional macro commands.

Variables `macro_commands_enabled` – Enables or disables the expansion of macros.

The IEC 60488-2:2004(E) defines the following optional macro commands:

- *DMC* - See IEC 60488-2:2004(E) section 10.7
- *EMC* - See IEC 60488-2:2004(E) section 10.8
- *EMC?* - See IEC 60488-2:2004(E) section 10.9
- *GMC?* - See IEC 60488-2:2004(E) section 10.13
- *LMC?* - See IEC 60488-2:2004(E) section 10.16
- *PMC* - See IEC 60488-2:2004(E) section 10.22

define_macro (*macro*)

Executes the define macro command.

Parameters `macro` – A macro string, e.g. “*SETUP1*”,*#221VOLT 14.5;CURLIM 2E-3*’

Note: The macro string is not validated.

disable_macro_commands ()

Disables all macro commands.

enable_macro_commands ()
Enables all macro commands.

get_macro (*label*)
Returns the macro.

Parameters *label* – The label of the requested macro.

macro_labels ()
Returns the currently defined macro labels.

purge_macros ()
Deletes all previously defined macros.

class `slave.iec60488.ObjectIdentification` (**args, **kw*)
Bases: `object`

A mixin class, implementing the optional object identification command.

Variables *object_identification* – Identifies reportable device options.

The IEC 60488-2:2004(E) defines the following optional object identification command:

- **OPT?* - See IEC 60488-2:2004(E) section 10.20

class `slave.iec60488.ParallelPoll` (*ppr=None, *args, **kw*)
Bases: `object`

A mixin class, implementing the optional parallel poll common commands.

Parameters *ppr* – A dictionary mapping the 8-16 bit wide parallel poll register. Integers in the range 8 to 15 are valid keys. If present they replace the default values.

Variables

- **individual_status** – Represents the state of the IEEE 488.1 “ist” local message in the device.
- **parallel_poll_enable** – A dictionary representing the 16 bit parallel poll enable register.

Note: This is a mixin class designed to work with the IEC60488 class.

The IEC 60488-2:2004(E) defines the following optional parallel poll common commands:

- **IST?* - See IEC 60488-2:2004(E) section 10.15
- **PRE* - See IEC 60488-2:2004(E) section 10.23
- **PRE?* - See IEC 60488-2:2004(E) section 10.24

These are mandatory for devices implementing the PP1 subset.

class `slave.iec60488.PassingControl` (**args, **kw*)
Bases: `object`

A mixin class, implementing the optional passing control command.

The IEC 60488-2:2004(E) defines the following optional passing control command:

- **PCB* - See IEC 60488-2:2004(E) section 10.21

pass_control_back (*primary, secondary*)
The address to which the controll is to be passed back.

Tells a potential controller device the address to which the control is to be passed back.

Parameters

- **primary** – An integer in the range 0 to 30 representing the primary address of the controller sending the command.
- **secondary** – An integer in the range of 0 to 30 representing the secondary address of the controller sending the command. If it is missing, it indicates that the controller sending this command does not have extended addressing.

class `slave.iec60488.PowerOn(*args, **kw)`

Bases: `object`

A mixin class, implementing the optional power-on common commands.

Variables `poweron_status_clear` – Represents the power-on status clear flag. If it is *False* the event status enable, service request enable and serial poll enable registers will retain their status when power is restored to the device and will be cleared if it is set to *True*.

Note: This is a mixin class designed to work with the IEC60488 class

The IEC 60488-2:2004(E) defines the following optional power-on common commands:

- **PSC* - See IEC 60488-2:2004(E) section 10.25
- **PSC?* - See IEC 60488-2:2004(E) section 10.26

class `slave.iec60488.ProtectedUserData(*args, **kw)`

Bases: `object`

A mixin class, implementing the protected user data commands.

Variables `protected_user_data` – The protected user data. This is information unique to the device, such as calibration date, usage time, environmental conditions and inventory control numbers.

Note: This is a mixin class designed to work with the IEC60488 class.

The IEC 60488-2:2004(E) defines the following optional protected user data commands:

- **RDT* - See IEC 60488-2:2004(E) section 10.27
- **RDT?* - See IEC 60488-2:2004(E) section 10.28

class `slave.iec60488.ResourceDescription(*args, **kw)`

Bases: `object`

A mixin class, implementing the optional resource description common commands.

Variables `resource_description` – Represents the content of the resource description memory.

Note: Writing does not perform any validation.

Note: This is a mixin class designed to work with the IEC60488 class.

The IEC 60488-2:2004(E) defines the following optional resource description common commands:

- **RDT* - See IEC 60488-2:2004(E) section 10.30
- **RDT?* - See IEC 60488-2:2004(E) section 10.31

class `slave.iec60488.StoredSetting (*args, **kw)`

Bases: `object`

A mixin class, implementing the optional stored setting commands.

The IEC 60488-2:2004(E) defines the following optional stored setting commands:

- **RCL* - See IEC 60488-2:2004(E) section 10.29
- **SAV* - See IEC 60488-2:2004(E) section 10.33

recall (*idx*)

Restores the current settings from a copy stored in local memory.

Parameters *idx* – Specifies the memory slot.

save (*idx*)

Stores the current settings of a device in local memory.

Parameters *idx* – Specifies the memory slot.

class `slave.iec60488.SystemConfiguration (*args, **kw)`

Bases: `object`

A mixin class, implementing the optional system configuration commands.

The IEC 60488-2:2004(E) defines the following optional system configuration commands:

- **AAD* - See IEC 60488-2:2004(E) section 10.1
- **DLF* - See IEC 60488-2:2004(E) section 10.6

accept_address ()

Executes the accept address command.

disable_listener ()

Executes the disable listener command.

class `slave.iec60488.Trigger (*args, **kw)`

Bases: `object`

A mixin class, implementing the optional trigger command.

Variables *protected_user_data* – The protected user data. This is information unique to the device, such as calibration date, usage time, environmental conditions and inventory control numbers.

Note: This is a mixin class designed to work with the IEC60488 class.

The IEC 60488-2:2004(E) defines the following optional trigger command:

- **TRG* - See IEC 60488-2:2004(E) section 10.37

It is mandatory for devices implementing the DT1 subset.

trigger ()

Creates a trigger event.

class `slave.iec60488.TriggerMacro (*args, **kw)`

Bases: `object`

A mixin class, implementing the optional trigger macro commands.

Variables *trigger_macro* – The trigger macro, e.g. `'#217TRIG WFM;MEASWFM?'`.

Note: This is a mixin class designed to work with the IEC60488 class and the Trigger mixin.

The IEC 60488-2:2004(E) defines the following optional trigger macro commands:

- **DDT* - See IEC 60488-2:2004(E) section 10.4
- **DDT?* - See IEC 60488-2:2004(E) section 10.5

3.1.8 keithley Module

The keithley model contains several drivers for keithley devices.

class `slave.keithley.k2182.Initiate(transport, protocol)`

Bases: `slave.driver.Driver`

The initiate command layer.

Parameters

- **transport** – A transport object.
- **protocol** – A protocol object.

Variables **continuous** – A boolean representing the continuous initiation mode.

class `slave.keithley.k2182.K2182(transport)`

Bases: `slave.iec60488.IEC60488`, `slave.iec60488.StoredSetting`,
`slave.iec60488.Trigger`

A keithley model 2182/A nanovoltmeter.

Parameters **transport** – A transport object.

Variables

- **initiate** – An instance of `Initiate`.
- **output** – An instance of `Output`.
- **sample_count** – The sample count. Valid entries are 1 to 1024.
- **temperature** – Performs a single-shot measurement of the temperature.
..note:: This Command is much slower than `read()`.
- **triggering** – An instance of `Trigger`.
- **unit** – An instance of `Unit`.
- **voltage** – Performs a single-shot measurement of the voltage.
..note:: This Command is much slower than `read()`.

abort()

Resets the trigger system, it put's the device in idle mode.

fetch()

Returns the latest available reading

Note: It does not perform a measurement.

read()

A high level command to perform a singleshoot measurement.

It resets the trigger model(idle), initiates it, and fetches a new value.

class `slave.keithley.k2182.Output` (*transport, protocol*)

Bases: `slave.driver.Driver`

The Output command layer.

Parameters

- **transport** – A transport object.
- **protocol** – A protocol object.

Variables

- **gain** – The analog output gain. A float between -100e6 and 100e6.
- **offset** – The analog output offset. -1.2 to 1.2.
- **state** – The analog output state. A boolean, *True* equals to on, *False* to off.
- **relative** – If *True*, the present analog output voltage is used as the relative value.

class `slave.keithley.k2182.Sense` (*transport, protocol*)

Bases: `slave.driver.Driver`

The Sense command layer.

Parameters **transport** – A transport object.

Variables

- **delta_mode** – Enables/Disables the delta measurement mode.
- **function** – The sense function, either ‘temperature’ or ‘voltage’ (dc).
- **nplc** – Set integration rate in line cycles (0.01 to 60).
- **auto_range** – Enable/Disable auto ranging
- **range** – Set the measurement range (0 to 120 Volt)

class `slave.keithley.k2182.System` (*transport, protocol*)

Bases: `slave.driver.Driver`

The System command layer.

Parameters

- **transport** – A transport object.
- **protocol** – A protocol object.

Variables

- **autozero** – Enable/Disable autozero.
- **front_autozero** – Enable/Disable front autozero (disable to speed up delta measurements)

preset()

Return to system preset defaults.

class `slave.keithley.k2182.Trace` (*transport, protocol*)

Bases: `slave.driver.Driver`

The Trace command layer.

Parameters

- **transport** – A transport object.
- **protocol** – A protocol object.

Variables

- **points** – Specify number of readings to store (2-1024).
- **feed** – Source of readings ('sense', 'calculate' or *None*).
- **feed_control** – Buffer control mode ('never' or 'next')

clear ()

Clear readings from buffer.

free ()

Query bytes available and bytes in use.

class `slave.keithley.k2182.Trigger` (*transport, protocol*)

Bases: `slave.driver.Driver`

The Trigger command layer.

Parameters

- **transport** – A transport object.
- **protocol** – A protocol object.

Variables

- **auto_delay** – The state of the auto delay.
- **delay** – The trigger delay, between 0 to 999999.999 seconds.
- **source** – The trigger source, either 'immediate', 'timer', 'manual', 'bus' or 'external'.
- **timer** – The timer interval, between 0 to 999999.999 seconds.

signal ()

Generates an event, to bypass the event detector block.

If the trigger system is waiting for an event (specified by the :attr: 'source' attribute), the event detection block is immediately exited.

class `slave.keithley.k2182.Unit` (*transport, protocol*)

Bases: `slave.driver.Driver`

The unit command layer.

Parameters

- **transport** – A transport object.
- **protocol** – A protocol object.

Variables *temperature* – The unit of the temperature, either 'C', 'F', or 'K'.

The k6221 module implements a complete programmable interface of the Keithley *K6221* ac/dc current source.

```
class slave.keithley.k6221.Arm(transport, protocol)
```

Bases: `slave.driver.Driver`

The arm command subsystem.

Variables

- **source** – The event detectpr. Valid are ‘immediate’, ‘timer’, ‘bus’, ‘tlink’, ‘bstest’, ‘ptest’, ‘nctest’ or ‘manual’.
- **timer** (*float*) – The timer interval in seconds in the range [0.00, 99999.99].
- **source_bypass** – The arm source bypass. Valid entries are ‘source’ or ‘acceptor’.
- **input_line** (*int*) – The arm input signal line, in the range [1, 6].
- **output_line** (*int*) – The arm output signal line, in the range [1, 6].
- **output** – The output trigger. Valid are ‘tenter’, ‘textit’ and *None*.

```
signal()
```

Bypass the arm control source.

```
class slave.keithley.k6221.BufferStatistics(transport, protocol)
```

Bases: `slave.driver.Driver`

The buffer statistics command subgroup.

Variables

- **format** – The selected buffer statistics.

Value	Description
‘mean’	The mean value of the buffer readings
‘sdev’	The standard deviation of the buffer readings
‘max’	The max value of the buffer readings.
‘min’	The min value of the buffer readings.
‘peak’	The difference of the max and min values.

- **enabled** (*bool*) – The state of the buffer statistics.
- **data** (*float*) – The calculated value.(read-only).

```
immediate()
```

Perform the calculation on the buffer content.

```
class slave.keithley.k6221.DigitalIO(transport, protocol)
```

Bases: `slave.driver.Driver`

The limit testing and digital IO command subgroup.

Activating limit testing and enable the output on lines 2 and 3 in case of limit failure, would look like this:

```
k6221.digital_io.limit_pattern = dict(out1=False, out2=True, out3=True, out4=False)
k6221.digital_io.test_limit = True
```

Variables

- **test_limit** (*bool*) – The state of the limit testing circuit.
- **force_output** (*bool*) – The state of the force overwrite. If *True*, the limit testing circuit is overwritten and the force pattern is used.
- **limit_pattern** – The limit pattern, a register represented by a dictionary with the following four keys and a boolean value enabling/disabling the digital output.

Keys: 'out1', 'out2', 'out3', 'out4'

- **force_pattern** – The force pattern, a register dictionary with the same form as the `limit_pattern`.

limit_test_failed()

Returns a boolean value, showing if the limit test has failed

class `slave.keithley.k6221.Display` (*transport, protocol*)

Bases: `slave.driver.Driver`

The display command subgroup.

Variables

- **enabled** – A boolean representing the state of the frontpanel display and controls.
- **top** – The top line display. An instance of `Window`.
- **bottom** – The bottom line display. An instance of `Window`.

class `slave.keithley.k6221.DisplayWindow` (*id, transport, protocol*)

Bases: `slave.driver.Driver`

The window command subgroup of the Display node.

Variables

- **text** – The window text. An instance of `DisplayWindowText`.
- **blinking** – A boolean representing the blinking state of the message characters.

class `slave.keithley.k6221.DisplayWindowText` (*id, transport, protocol*)

Bases: `slave.driver.Driver`

The text command subgroup of the Window node.

Variables

- **data** – An ascii encoded message with up to 20 characters.
- **enabled** (*bool*) – The state of the text message.

class `slave.keithley.k6221.Format` (*transport, protocol*)

Bases: `slave.driver.Driver`

The format command subgroup.

Variables

- **data** – Specifies the data format. Valid are 'ascii', 'real32', 'real64', 'sreal' and 'dreal'.
- **elements** – A tuple of data elements configuring what should be stored in the buffer. Valid elements are 'reading', 'timestamp', 'units', 'rnumber', 'source', 'compliance', 'avoltage', 'all' and 'default'. E.g.:

```
k6221.format.elements = 'reading', 'source', 'timestamp'
```

- **byte_order** – The byte order. Valid are 'normal' and 'swapped'.

Note: After a reset, it defaults to 'normal' but the system preset is 'swapped'.

- **status_register** – The format of the status register. Valid are 'ascii', 'octal', 'hex' and 'binary'.

```
DATA = {'real64': 'REAL,64', 'real32': 'REAL,32', 'ascii': 'ASC', 'dreal': 'DRE', 'sreal': 'SRE'}
```

```
ELEMENTS = {'source': 'SOUR', 'all': 'ALL', 'compliance': 'COMP', 'rnumber': 'RNUM', 'avoltage': 'AVOL', 'units': 'UNITS'}
```

```
class slave.keithley.k6221.K6221 (transport)
```

```
    Bases: slave.iec60488.IEC60488, slave.iec60488.Trigger, slave.iec60488.ObjectIdentification
```

The Keithley K6221 ac/dc current source.

The programmable interface is grouped into several layers and builds a tree like structure.

Variables

- **math** – The math command subgroup, an instance of *Math*.
- **buffer_statistics** – The buffer statistics command subgroup, an instance of *BufferStatistics*.
- **digital_io** – The limit testing and digital IO command subgroup, an instance of *DigitalIO*.

Variables display – The display command subgroup, an instance of *Display*.

Variables format – The format command subgroup, an instance of *Format*.

Variables output – The output command subgroup, an instance of *Output*.

Variables sense – The sense command subgroup, an instance of *Sense*.

Variables source – The source command subgroup, an instance of *Source*.

Variables status_cmds – The status command subgroup, an instance of *Status*.

Variables system – The system command subgroup, an instance of *System*.

Variables trace – The trace command subgroup, an instance of *Trace*.

Variables

- **arm** – The arm command subgroup, an instance of *Arm*.
- **triggering** – The triggering command subgroup, an instance of *Trigger*.

Variables units – The units command subgroup, an instance of *Units*.

```
abort ()
```

Resets the trigger system.

```
initiate ()
```

Initiates the trigger system.

```
class slave.keithley.k6221.Math (transport, protocol)
```

```
    Bases: slave.driver.Driver
```

The math command subgroup.

Variables

- **format** – The math format. Valid are *None*, ‘linear’ or ‘reciprocal’.

Value	Description
<i>None</i>	No math calculation is used.
‘linear’	Uses a linear equation of the form $m * X + b$
‘reciprocal’	Uses an equation of the form $m / X + b$

- **m** (*float*) – The m factor used in the equation. [-9.99999e20, 9.99999e20].
- **b** (*float*) – The b factor used in the equation. [-9.99999e20, 9.99999e20].
- **enabled** (*bool*) – The state of the math calculation.
- **latest** (*float*) – The latest math calculation. (read-only).
- **fresh** (*float*) – The latest math calculation. It can only be read once. (read-only).

class `slave.keithley.k6221.Output` (*transport, protocol*)

Bases: `slave.driver.Driver`

The output command subsystem.

Variables

- **enabled** – A boolean representing the state of the output.
- **low_to_earth** – A boolean representing the state of the low to earth ground transport.
- **inner_shield** – The transport of the triax inner shield, either ‘output low’ or ‘guard’.
- **response** – The output response. Valid are ‘fast’ or ‘slow’.
- **interlock** – A boolean representing the state of the interlock. *False* if the interlock is tripped (output is disabled) and *True* if the interlock is closed.

class `slave.keithley.k6221.Sense` (*transport, protocol*)

Bases: `slave.driver.Driver`

The Sense command subsystem.

Variables

- **data** – The sense data subsystem, an instance of `SenseData`.
- **average** – The sense average subsystem, an instance of `SenseAverage`.

class `slave.keithley.k6221.SenseAverage` (*transport, protocol*)

Bases: `slave.driver.Driver`

The average command subsystem of the Sense node.

Variables

- **tcontrol** – The filter control. Valid are ‘moving’, ‘repeat’.
- **window** – The filter window in percent of the range, a float in the range [0.00, 10].
- **count** – The filter count size, an integer in the range [2, 300].
- **enabled** – The state of the averaging filter, either *True* or *False*.

class `slave.keithley.k6221.SenseData` (*transport, protocol*)

Bases: `slave.driver.Driver`

The data command subsystem of the Sense node.

Variables

- **fresh** – Similar to latest, but the same reading can only be returned once. If no fresh reading is available, a call will block. (read-only)
- **latest** – Represents the latest pre-math delta reading. (read-only)

class `slave.keithley.k6221.Source` (*transport, protocol*)

Bases: `slave.driver.Driver`

The source command subsystem.

Variables

- **current** – The source current command subsystem, an instance of `SourceCurrent`.
- **delay** (*float*) – The source delay in seconds, in the range [1e-3, 999999.999].
- **sweep** – The source sweep command subsystem, an instance of `SourceSweep`.
- **list** – The source list command subsystem, an instance of `SourceList`.
- **delta** – The source delta command subsystem, an instance of `SourceDelta`.
- **pulse_delta** – The source pulse delta command subsystem, an instance of `SourcePulseDelta`.
- **differential_conductance** – The source differential conductance command subsystem, an instance of `SourceDifferentialConductance`.
- **wave** – The source wave command subsystem, an instance of `SourceWave`.

clear ()

Clears the current source.

class `slave.keithley.k6221.SourceCurrent` (*transport, protocol*)

Bases: `slave.driver.Driver`

The current command subsystem of the Source node.

Variables

- **amplitude** (*float*) – The current amplitude in ampere. [-105e-3, 105e3].
- **range** (*float*) – The current range in ampere. [-105e-3, 105e3].
- **auto_range** (*bool*) – A boolean flag to enable/disable auto ranging.
- **compliance** (*float*) – The voltage compliance in volts. [0.1, 105].
- **analog_filter** (*bool*) – The state of the analog filter.
- **start** (*float*) – The start current. [-105e-3, 105e-3].
- **step** (*float*) – The step current. [-1e-13, 105e-3].
- **stop** (*float*) – The stop current. [-105e-3, 105e-3].
- **center** (*float*) – The center current. [-105e-3, 105e-3].
- **span** (*float*) – The span current. [2e-13, 210e-3].

class `slave.keithley.k6221.SourceDelta` (*transport, protocol*)

Bases: `slave.driver.Driver`

The delta command subsystem of the Source node.

Variables

- **high** (*float*) – The high source value, in the range 0 to 105e-3 (amps).

- **low** (*float*) – The low source value, in the range 0 to -105e-3 (amps).
- **delay** (*float*) – The delta delay in seconds from 1e-3 to 1e5.
- **count** – The sweep count, either an integer between 1 and 65536 or float('inf').

Note: The range is not checked.

- **compliance_abort** (*bool*) – Enables/Disables the compliance abort function.
- **cold_switching** (*bool*) – The cold switching mode.

arm()
Arms the source delta mode.

is_armed()
A boolean flag returning arm state.

voltmeter_connected()
The nanovoltmeter connection status.

class `slave.keithley.k6221.SourceDifferentialConductance` (*transport, protocol*)
Bases: `slave.driver.Driver`

The differential conductance command subsystem of the Source node.

Variables

- **zero_voltage** (*float*) – The zero voltage of the nanovoltmeter 2182/2182A.
- **start** (*float*) – The starting current (amps) in the range -105e-3 to 105e-3.
- **step** (*float*) – The current step (amps) in the range 0 to 105e-3.
- **stop** (*float*) – The stop current (amps) in the range -105e-3 to 105e-3.
- **delta** (*float*) – The delta value in the range 0 to 105-e3.
- **delay** (*float*) – The delay (seconds) in the range 1e-3 to 1e5.
- **compliance_abort** (*bool*) – Enables/Disables the compliance abort function.

arm()
Arms the source delta mode.

is_armed()
A boolean flag returning arm state.

voltmeter_connected()
The nanovoltmeter connection status.

class `slave.keithley.k6221.SourceList` (*transport, protocol*)
Bases: `slave.driver.Driver`

The list command subsystem of the Source node.

It is used to define arbitrary current pulse sequences. E.g. writing a current sequence is as simple as:

```
>>> k6221.source.list.current[:] = [-0.01, -0.02, 0.0]
>>> len(k6221.source.list.current)
3
```

To extend the list, a special member function is provided:

```
>>> k6221.source.list.current.extend([0.01, 0.0, 0.0])
>>> k6221.source.list.current[:]
[-0.01, -0.02, 0.0, 0.01, 0.0, 0.0]
```

Slicing notation can also be used to manipulate the sequence:

```
>>> k6221.source.list.current[::2] = [-0.03, 0.05, 0.07]
>>> k6221.source.list.current[:]
[-0.03, -0.02, 0.05, 0.01, 0.07, 0.0]
```

delay and compliance can be manipulated in the same manner.

Variables

- **current** – An instance of *SourceListSequence*, giving access to the current subsystem.
- **delay** – An instance of *SourceListSequence*, giving access to the delay subsystem.
- **current** – An instance of *SourceListSequence*, giving access to the compliance subsystem.

class `slave.keithley.k6221.SourceListSequence` (*transport, protocol, node, type*)

Bases: *slave.driver.Driver*

extend (*iterable*)

Extends the list.

class `slave.keithley.k6221.SourcePulseDelta` (*transport, protocol*)

Bases: *slave.driver.Driver*

The pulse delta command subsystem of the Source node.

Variables

- **high** (*float*) – The high source value, in the range 0 to 105e-3 (amps).
- **low** (*float*) – The low source value, in the range 0 to -105e-3 (amps).
- **width** (*float*) – Pulse width in seconds in the range 50e-6 to 12e-3.
- **count** – The sweep count, either an integer between 1 and 65636 or float('inf').

Note: The range is not checked.

- **source_delay** (*float*) – The source delay in seconds in the range 16e-6 to 11.966e-3.
- **ranging** – The pulse source ranging mode. Valid are 'best' or 'fixed'.
- **interval** – The interval for each pulse cycle, an integer number of powerline cycles in the range 5 to 999999
- **sweep_output** (*bool*) – The state of the sweep output.
- **low_measurements** (*int*) – The number of low measurements per cycle, either 1 or 2.

arm ()

Arms the source delta mode.

is_armed ()

A boolean flag returning arm state.

voltmeter_connected ()

The nanovoltmeter connection status.

class `slave.keithley.k6221.SourceSweep` (*transport, protocol*)

Bases: `slave.driver.Driver`

The sweep command subsystem of the Source node.

Variables

- **spacing** – The sweep type, valid are ‘linear’, ‘log’ and ‘list’.
- **points** (*int*) – The number of sweep points in the range 1 to 65535.
- **ranging** – The sweep ranging, valid are ‘auto’, ‘best’ and ‘fixed’.
- **count** – The sweep count, either an integer between 1 and 9999 or float(‘inf’).

Note: The range is not checked.

- **compliance_abort** (*bool*) – Enables/Disables the compliance abort function.

abort ()

Aborts the sweep mode.

arm ()

Arms the sweep.

class `slave.keithley.k6221.SourceWave` (*transport, protocol*)

Bases: `slave.driver.Driver`

The wave command subsystem of the Source node.

Variables

- **function** – The wave function. Valid are ‘sin’, ‘square’, ‘ramp’, ‘arbitrary0’, ‘arbitrary1’, ‘arbitrary2’, ‘arbitrary3’ or ‘arbitrary4’.
- **duty_cycle** (*int*) – The duty cycle of the wave function in percent. [0, 100].
- **amplitude** (*float*) – The peak amplitude of the generated wave function in amps. [2e-12, 105e-3].
- **frequency** (*float*) – The frequency of the wave function in Hz. [1e-3, 1e5].
- **offset** (*float*) – The offset of the wave function in amps. [-105e-3, 105e-3].
- **phase_marker** – The phase marker command subgroup, an instance of `SourceWavePhaseMarker`.
- **arbitrary** – The arbitrary sub command group, an instance of `SourceWaveArbitrary`.
- **ranging** – The source ranging mode. Valid are ‘best’ or ‘fixed’.
- **duration** – The waveform duration in seconds. Valid are floats in the range [100e-9, 999999.999] or float(‘inf’).
- **cycles** – The waveform duration in cycles. Valid are floats in the range [1e-3, 99999999900] or float(‘inf’).

abort ()

Abort waveform output.

arm ()

Arm waveform function.

initiate ()

Initiate waveform output.

class `slave.keithley.k6221.SourceWaveArbitrary` (*transport, protocol*)

Bases: `slave.driver.Driver`

The arbitrary waveform command subgroup of the SourceWave node.

It supports slicing notation to read and write up to 100 points into memory.

copy (*index*)

Copy arbitrary points into NVRAM.

Parameters *index* – The K6221 can store up to 4 arbitrary wavefunctions. The index parameter chooses the buffer index. Valid are 1 to 4.

extend (*iterable*)

Extends the list.

class `slave.keithley.k6221.SourceWaveETrigger` (*transport, protocol*)

Bases: `slave.driver.Driver`

The external trigger command subgroup of the SourceWave node.

Note: These commands were introduced with firmware revision **A03**.

Variables

- **enabled** (*bool*) – The state of the external trigger mode of the wave function generator.
- **input_line** (*int*) – The trigger input line. In the range [1, 6] or *None*.
- **ignore** (*bool*) – The retriggering mode. It defines whether or not the waveform restarts upon retriggering.
- **inactive_value** (*float*) – The inactive value. [-1.00, 1.00].

class `slave.keithley.k6221.SourceWavePhaseMarker` (*transport, protocol*)

Bases: `slave.driver.Driver`

The phase marker command subgroup of the SourceWave node.

Variables

- **level** (*int*) – The marker phase in degrees. [0, 360].
- **output_line** (*int*) – The output trigger line. [1, 6].
- **enabled** (*bool*) – The state of the phase marker.

class `slave.keithley.k6221.Status` (*transport, protocol*)

Bases: `slave.driver.Driver`

The status sub commands.

Variables

- **measurement** – The measurement status register subcommands, an instance of `StatusEvent`. See [MEASUREMENT](#).
- **operation** – The operation event register subcommands, an instance of `StatusEvent`. See [OPERATION](#).
- **questionable** – The questionable event register subcommands, an instance of `StatusEvent`. See [QUESTIONABLE](#).
- **queue** – The status queue subcommands, an instance of `StatusQueue`.

MEASUREMENT = {0: 'reading overflow', 1: 'interlock', 2: 'over temperature', 3: 'compliance', 5: 'reading available', 6: 'reading error'}

The measurement status register bits and their corresponding keys.

OPERATION = {0: 'calibrating', 1: 'sweep done', 2: 'sweep aborted', 3: 'sweeping', 4: 'wave started', 5: 'waiting for trigger'}

The operation event register bits and their corresponding keys.

QUESTIONABLE = {8: 'calibration', 4: 'power'}

The questionable event register bits and their corresponding keys.

preset ()

Returns the status registers to their default states.

class `slave.keithley.k6221.StatusEvent (transport, protocol, node, register)`

Bases: `slave.driver.Driver`

A status event sub command group.

Variables

- **event** – The event register.(read-only)
- **enable** – The event enable register.
- **condition** – The condition register. If the event condition does not exist anymore, the bit is cleared.

class `slave.keithley.k6221.StatusQueue (transport, protocol)`

Bases: `slave.driver.Driver`

The status queue sub commands.

Variables

- **next** – The most recent error message. (read-only)
- **enable** – A list of enabled error messages.
- **disable** – A list of disabled error messages.

clear ()

Clears all messages from the error queue.

class `slave.keithley.k6221.System (transport, protocol)`

Bases: `slave.driver.Driver`

The System command subsystem.

Variables

- **communicate** – The communicate sub commands, an instance of `SystemCommunicate`.
- **key** (*int*) – Reading queries the last pressed key, writing simulates a key press. See the manual for valid key-press codes.
- **key_click** (*bool*) – Enables/disables the key click.
- **beep** (*bool*) – The state of the beeper.
- **poweron_setup** – Chooses which setup is loaded at power on. Valid are 'reset', 'preset', 'save0', 'save1', 'save2', 'save3' and 'save4'.
- **error** – The latest error code and message. (read-only)
- **version** – The scpi revision number. (read-only)
- **analog_board** – The analog board subcommands, an instance of `StatusBoard`.

class `slave.keithley.k6221.SystemBoard` (*transport, protocol, node*)
Bases: `slave.driver.Driver`

The system board subcommands.

Variables

- **serial** – The serial number. (read-only)
- **revision** – The revision number. (read-only)

class `slave.keithley.k6221.SystemCommunicate` (*transport, protocol*)
Bases: `slave.driver.Driver`

The system communicate command subsystem.

Variables

- **gpib** – The gpib subsystem. An instance of `SystemCommunicateGpib`.
- **serial** – The serial subsystem. An instance of `SystemCommunicateSerial`
- **ethernet** – The ethernet subsystem. An instance of `SystemCommunicateEthernet`.
- **local_lockout** (*bool*) – Enables/Disables the local lockout. .. note:: Only valid if RS232 interface is used.

local ()

Set's the device in local mode.

remote ()

Set's the device in remote mode.

select (*interface*)

Selects the communication interface.

Parameters interface – Valid are 'gpib', 'serial' or 'ethernet'

class `slave.keithley.k6221.SystemCommunicateEthernet` (*transport, protocol*)
Bases: `slave.driver.Driver`

The ethernet subcommands.

Variables

- **address** (*str*) – The ip address of the form “n.n.n.n”.
- **maks** (*str*) – The subnet mask.
- **gateway** (*str*) – The gateway address.
- **dhcp** (*bool*) – Enables/Disables the dhcp.

save ()

Saves the ethernet setting changes.

class `slave.keithley.k6221.SystemCommunicateGpib` (*transport, protocol*)
Bases: `slave.driver.Driver`

The gpib command subsystem.

Variables address (*int*) – The gpib address, in the range 0 to 30.

class `slave.keithley.k6221.SystemCommunicateSerial` (*transport, protocol*)
Bases: `slave.driver.Driver`

The serial command subsystem.

Variables

- **handshake** – The serial control handshaking. Valid are ‘ibfull’, ‘rfr’ and ‘off’.
- **pace** – The flow control, either ‘xon’ or ‘xoff’.
- **terminator** – The output terminator. Valid are ‘r’, ‘n’, ‘rn’ and ‘nr’.
- **baudrate** – The baudrate, see [BAUDRATE](#)

BAUDRATE = [300, 600, 1200, 2400, 4800, 9600, 19200, 38400, 57600, 115200]

enter (*data*)

Read data from serial port of the device.

Warning: Not implemented yet.

send (*data*)

Send data via serial port of the device..

Warning: Not implemented yet.

class `slave.keithley.k6221.SystemPassword` (*transport, protocol*)

Bases: [slave.driver.Driver](#)

The system password subcommands.

Variables **enable** (*bool*) – The state of the password protection.

disable_protected_cmds (*password*)

Disables the protected commands.

enable_protected_cmds (*password*)

Enables the protected commands.

new_password (*password*)

Set's a new password.

class `slave.keithley.k6221.Trace` (*transport, protocol*)

Bases: [slave.driver.Driver](#)

The trace command subsystem.

Variables

- **points** – The buffer size in number of delta readings. [1, 65536].
- **actual_points** – The number of points stored in the buffer. (read-only).
- **notify** – The number of readings that trigger the trace notify bit.
- **feed** – The buffer feed. Valid are ‘sens1’, ‘calc1’ and *None*.
- **feed_control** – The buffer control. Valid are ‘next’ and ‘never’.
- **data** – The trace data subsystem, an instance of [TraceData](#).

clear ()

Clears the readings from buffer.

free ()

The number of free memory bytes.

class `slave.keithley.k6221.TraceData` (*transport, protocol*)

Bases: `slave.driver.Driver`

The data command subsystem of the Trace node.

The TraceData class provides a listlike interface to access the stored values.

E.g.:

```
# requests a single reading at position 1
# (Note: Indices start at 0)
k6221.trace.data[1]

# request a range of values
k6221.trace.data[4:8]

# Requests all readings in buffer.
k6221.trace.data[:]
```

Variables `type` – The type of the stored readings. Valid are *None*, ‘delta’, ‘dcon’, ‘pulse’. (read-only).

class `slave.keithley.k6221.Trigger` (*transport, protocol*)

Bases: `slave.driver.Driver`

The trigger command subsystem.

Variables

- **source** – The event detector. Valid are ‘immediate’ or ‘tlink’.
- **source_bypass** – The trigger source bypass. Valid entries are ‘source’ or ‘acceptor’.
- **input_line** (*int*) – The trigger input signal line, in the range [1, 6].
- **output_line** (*int*) – The trigger output signal line, in the range [1, 6].
- **output** – The output trigger. Valid are ‘source’, ‘delay’ and *None*.

signal ()

Bypass the trigger control source.

class `slave.keithley.k6221.UnitPower` (*transport, protocol*)

Bases: `slave.driver.Driver`

The power command subgroup of the Units node.

Variables `type` – The power reading units in the pulse delta mode, valid are ‘peak’ and ‘average’.

class `slave.keithley.k6221.UnitVoltage` (*transport, protocol*)

Bases: `slave.driver.Driver`

The voltage command subgroup of the Units node.

Variables `dc` – The voltage reading units, valid are ‘V’, ‘Ohm’, ‘W’, ‘Siemens’.

class `slave.keithley.k6221.Units` (*transport, protocol*)

Bases: `slave.driver.Driver`

The units command subsystem.

Variables

- **voltage** – The units voltage subsystem, an instance of `UnitVoltage`
- **power** – The units power subsystem, an instance of `UnitPower`

3.1.9 lakeshore Module

The `ls340` module implements an interface for the Lakeshore model LS340 temperature controller.

The `LS340` class models the excellent Lakeshore model LS340 temperature controller. Using it is simple:

```
# We use pyvisa to connect to the controller.
import visa
from slave.lakeshore import LS340

# We assume the LS340 is listening on GPIB channel.
ls340 = LS340(visa.instrument('GPIB::08'))
# Show kelvin reading of channel A.
print ls340.input['A'].kelvin

# Filter channel 'B' data through 10 readings with 2% of full scale window.
ls340.input['B'].filter = True, 10, 2
```

Since the `LS340` supports different scanner options, these are supported as well. They extend the available input channels. To use them one simply passes the model name at construction, e.g.:

```
import visa
from slave.lakeshore import LS340

# We assume the LS340 is equipped with the 3468 eight channel input option
# card.
ls340 = LS340(visa.instrument('GPIB::08'), scanner='3468')

# Show sensor reading of channel D2.
print ls340.input['D2'].sensor_units
```

class `slave.lakeshore.ls340.Column`(*transport, protocol, idx*)

Bases: `slave.driver.Driver`

Represents a column of records.

Parameters

- **transport** – A transport object.
- **protocol** – A protocol object.
- **idx** – The column index.

The LS340 stores data in table form. Each row is a record consisting of points. Each column has an associated type. The type can be read or written with `type()`. The records can be accessed via the indexing syntax, e.g.

```
# Assuming an LS340 instance named ls340, the following should print
# point1 of record 7.
print ls340.column[0][7]
```

Note: Currently there is no parsing done on the type and the record. These should be written or read as strings according to the manual. Also slicing is not supported yet.

type

class `slave.lakeshore.ls340.Curve`(*transport, protocol, idx, writeable, length=None*)

Bases: `slave.driver.Driver`

Represents a LS340 curve.

Parameters

- **transport** – A transport object.
- **protocol** – A protocol object.
- **idx** – The curve index.
- **writeable** – Specifies if the represented curve is read-only or writeable as well. User curves are writeable in general.
- **length** – The maximum number of points. Default: 200.

Variables header – The curve header configuration. (*<name><serial><format><limit><coefficient>*), where

- *<name>* The name of the curve, a string limited to 15 characters.
- *<serial>* The serial number, a string limited to 10 characters.
- *<format>* Specifies the curve data format. Valid entries are 'mV/K', 'V/K', 'Ohm/K', 'logOhm/K', 'logOhm/logK'.
- *<limit>* The curve temperature limit in Kelvin.
- *<coefficient>* The curves temperature coefficient. Valid entries are 'negative' and 'positive'.

The Curve is implementing the *collections.sequence* protocol. It models a sequence of points. These are tuples with the following structure (*<units value>*, *<temp value>*), where

- *<units value>* specifies the sensor units for this point.
- *<temp value>* specifies the corresponding temperature in kelvin.

To access the points of this curve, use slicing operations, e.g.:

```
# assuming an LS340 instance named ls340, the following will print the
# sixth point of the first user curve.
curve = ls340.user_curve[0]
print curve[5]

# You can use negative indices. This will print the last point.
print curve[-1]

# You can use the builtin function len() to get the length of the curve
# buffer. This is not the length of the stored points, but the
# maximum number of points that can be stored in this curve.
print len(curve)

#Extended slicing is available too. This will print every second point.
print curve[::2]

# Set this curves data point to 0.10191 sensor units and 470.000 K.
curve[5] = 0.10191, 470.000

# You can use slicing as well
points = [
    (0.1, 470.),
    (0.2, 480.),
    (0.4, 490.),
]
curve[2:6:2] = points
# To copy a complete sequence of points in one go, do
curve[:] = sequence_of_points
# This will copy all points in the sequence, but points exceeding the
# buffer length are stripped.
```

Warning: In contrast to the LS340 device, point indices start at 0 **not** 1.

delete()

Deletes the current curve.

Raises RuntimeError Raises when 'when one tries to delete a read-only curve.

class `slave.lakeshore.ls340.Heater` (*transport, protocol*)

Bases: `slave.driver.Driver`

Represents the LS340 heater.

Parameters

- **transport** – A transport object.
- **protocol** – A protocol object.

Variables

- **output** – The heater output in percent.
- **range** – The heater range. An integer between 0 and 5, where 0 deactivates the heater.
- **status** – The heater error status.

ERROR_STATUS = ['no error', 'power supply over voltage', 'power supply under voltat', 'output digital-to-analog co

class `slave.lakeshore.ls340.Input` (*transport, protocol, channels*)

Bases: `slave.driver.Driver`, `_abcoll.Mapping`

class `slave.lakeshore.ls340.InputChannel` (*transport, protocol, name*)

Bases: `slave.driver.Driver`

Represents a LS340 input channel.

Parameters

- **transport** – A transport object.
- **protocol** – A protocol object.
- **name** – A string value indicating the input in use.

Variables

- **alarm** – The alarm configuration, represented by the following tuple (*<enabled>*, *<source>*, *<high value>*, *<low value>*, *<latch>*, *<relay>*), where:
 - *<enabled>* Enables or disables the alarm.
 - *<source>* Specifies the input data to check.
 - *<high value>* Sets the upper limit, where the high alarm sets off.
 - *<low value>* Sets the lower limit, where the low alarm sets off.
 - *<latch>* Enables or disables a latched alarm.
 - *<relay>* Specifies if the alarm can affect the relays.
- **alarm_status** – The high and low alarm status, represented by the following list: (*<high status>*, *<low status>*).
- **celsius** – The input value in celsius.

- **curve** – The input curve number. An Integer in the range [0-60].
- **filter** – The input filter parameters, represented by the following tuple: (*<enable>*, *<points>*, *<window>*).
- **input_type** – The input type configuration, represented by the tuple: (*<type>*, *<units>*, *<coefficient>*, *<excitation>*, *<range>*), where
 - *<type>* Is the input sensor type.
 - *<units>* Specifies the input sensor units.
 - *<coefficient>* The input coefficient.
 - *<excitation>* The input excitation.
 - *<range>* The input range.
- **kelvin** – The kelvin reading.
- **linear** – The linear equation data.
- **linear_equation** – The input linear equation parameters. (*<equation>*, *<m>*, *<x source>*, *<b source>*, **), where
 - *<equation>* is either 'slope-intercept' or 'point-slope', meaning 'y = mx + b' or 'y = m(x + b)'.
 - *<m>* The slope.
 - *<x source>* The input data to use, either 'kelvin', 'celsius' or 'sensor units'.
 - *<b source>* Either 'value', '+sp1', '-sp1', '+sp2' or '-sp2'.
 - ** The b value if *<b source>* is set to 'value'.
- **linear_status** – The linear status register.
- **minmax** – The min max data, (*<min>*, *<max>*), where
 - *<min>* Is the minimum input data.
 - *<max>* Is the maximum input data.
- **minmax_parameter** – The minimum maximum input function parameters. (*<on/pause>*, *<source>*), where
 - *<on/pause>* Starts/pauses the min/max function. Valid entries are 'on', 'pause'.
 - *<source>* Specifies the input data to process. Valid entries are 'kelvin', 'celsius', 'sensor units' and 'linear'.
- **minmax_status** – The min/max reading status. (*<min status>*, *<max status>*), where
 - *<min status>* is the reading status register of the min value.
 - *<max status>* is the reading status register of the max value.
- **reading_status** – The reading status register.
- **sensor_units** – The sensor units reading of the input.
- **set** – The input setup parameters, represented by the following tuple: (*<enable>*, *<compensation>*)

READING_STATUS = {0: u'invalid reading', 1: u'old reading', 4: u'temp underrange', 5: u'temp overrange', 6: u'units z

class `slave.lakeshore.ls340.LS340` (*transport*, *scanner=None*)

Bases: `slave.iec60488.IEC60488`

Represents a Lakeshore model LS340 temperature controller.

The LS340 class implements an interface to the Lakeshore model LS340 temperature controller.

Parameters

- **transport** – An object, modeling the transport interface, used to communicate with the real instrument.
- **scanner** – A string representing the scanner in use. Valid entries are
 - *None*, No scanner is used.
 - “3462”, The dual standard input option card.
 - “3464”, The dual thermocouple input option card.
 - “3465”, The single capacitance input option card.
 - “3468”, The eight channel input option card.

Variables

- **input** – An instance of *Input*.
- **beeper** – A boolean value representing the beeper mode. *True* means enabled, *False* means disabled.
- **beeping** – A Integer value representing the current beeper status.
- **busy** – A Boolean representing the instrument busy status.
- **column** – A tuple of 4 *Column* instances.
- **com** – The serial interface configuration, represented by the following tuple: (*<terminator>*, *<baud rate>*, *<parity>*).
 - *<terminator>* valid entries are “CRLF”, “LFCR”, “CR”, “LF”
 - *<baud rate>* valid entries are 300, 1200, 2400, 4800, 9600, 19200
 - *<parity>* valid entries are 1, 2, 3. See LS340 manual for meaning.
- **datetime** – The configured date and time. (*<MM>*, *<DD>*, *<YYYY>*, *<HH>*, *<mm>*, *<SS>*, *<sss>*), where
 - *<MM>* represents the month, an Integer in the range 1-12.
 - *<DD>* represents the day, an Integer in the range 1-31.
 - *<YYYY>* represents the year.
 - *<mm>* represents the minutes, an Integer in the range 0-59.
 - *<SS>* represents the seconds, an Integer in the range 0-59.
 - *<sss>* represents the miliseconds, an Integer in the range 0-999.
- **digital_io_status** – The digital input/output status. (*<input status>*, *<output status>*), where
 - *<input status>* is a Register representing the state of the 5 input lines DI1-DI5.
 - *<output status>* is a Register representing the state of the 5 output lines DO1-DO5.

- **digital_output_param** – The digital output parameters. (*<mode>*, *<digital output>*), where:
 - *<mode>* Specifies the mode of the digital output, valid entries are 'off', 'alarms', 'scanner', 'manual',
 - *<digital output>* A register to enable/disable the five digital outputs DO1-DO5, if *<mode>* is 'manual'.
- **display_fieldx** – The display field configuration values. x is just a placeholder and varies between 1 and 8, e.g. *.display_field2*. (*<input>*, *<source>*), where
 - *<input>* Is the string name of the input to display.
 - *<source>* Specifies the data to display. Valid entries are 'kelvin', 'celsius', 'sensor units', 'linear', 'min' and 'max'.
- **heater** – An instance of the *Heater* class.
- **high_relay** – The configuration of the high relay, represented by the following tuple (*<mode>*, *<off/on>*), where
 - *<mode>* specifies the relay mode, either 'off', 'alarms' or 'manual'.
 - *<off/on>* A boolean enabling disabling the relay in manual mode.
- **high_relay_status** – The status of the high relay, either 'off' or 'on'.
- **ieee** – The IEEE-488 interface parameters, represented by the following tuple (*<terminator>*, *<EOI enable>*, *<address>*), where
 - *<terminator>* is *None*, *\r\n*, *\n\r*, *\r* or *\n*.
 - *<EOI enable>* A boolean.
 - *<address>* The IEEE-488.1 address of the device, an integer between 0 and 30.
- **key_status** – A string representing the keypad status, either 'no key pressed' or 'key pressed'.
- **lock** – A tuple representing the keypad lock-out and the lock-out code. (*<off/on>*, *<code>*).
- **logging** – A Boolean value, enabling or disabling data logging.
- **logging_params** – The data logging parameters. (*<type>*, *<interval>*, *<overwrite>*, *<start mode>*), where
 - *<type>* Valid entries are 'readings' and 'seconds'.
 - *<interval>* The number of readings between each record if *<type>* is readings and number of seconds between each record otherwise. Valid entries are 1-3600.
 - *<overwrite>* *True* if overwrite is enabled, *False* otherwise.
 - *<start mode>* The start mode, either *clear* or *continue*.

Note: If no valid SRAM data card is installed, querying returns ('invalid', 0, False, 'clear').

- **loop1** – An instance of the Loop class, representing the first control loop.
- **loop2** – An instance of the Loop class, representing the second control loop.
- **low_relay** – The configuration of the low relay, represented by the following tuple (*<mode>*, *<off/on>*), where

- *<mode>* specifies the relay mode, either ‘off’, ‘alarms’ or ‘manual’.
- *<off/on>* A boolean enabling disabling the relay in manual mode.
- **low_relay_status** – The status of the low relay, either ‘off’ or ‘on’.
- **mode** – Represents the interface mode. Valid entries are “local”, “remote”, “lockout”.
- **output1** – First output channel.
- **output2** – Second output channel.
- **programs** – A tuple of 10 program instances.
- **program_status** – The status of the currently running program represented by the following tuple: (*<program>*, *<status>*). If program is zero, it means that no program is running.
- **revision** – A tuple representing the revision information. (*<master rev date>*, *<master rev number>*, *<master serial number>*, *<switch setting SW1>*, *<input rev date>*, *<input rev number>*, *<option ID>*, *<option rev date>*, *<option rev number>*).
- **scanner_parameters** – The scanner parameters. (*<mode>*, *<channel>*, *<intervall>*), where
 - *<mode>* represents the scan mode. Valid entries are ‘off’, ‘manual’, ‘autoscan’, ‘slave’.
 - *<channel>* the input channel to use, an integer in the range 1-16.
 - *<interval>* the autoscan intervall in seconds, an integer in the range 0-999.
- **std_curve** – A tuple of 20 standard curves. These *Curve* instances are read-only.
- **user_curve** – A tuple of 40 user definable *Curve* instances. These are read and writeable.

PROGRAM_STATUS = [u’No errors’, u’Too many call commands’, u’Too many repeat commands’, u’Too many end repeat

clear_alarm()

Clears the alarm status for all inputs.

lines()

The number of program lines remaining.

reset_minmax()

Resets Min/Max functions for all inputs.

save_curves()

Updates the curve flash with the current user curves.

scanner

A string representing the different scanner models supported by the ls340 temperature controller. Valid entries are:

- “3462”, The dual standard input option card.
- “3464”, The dual thermocouple input option card.
- “3465”, The single capacitance input option card.
- “3468”, The eight channel input option card.

The different scanner options support a different number of input channels.

softcal (*std, dest, serial, T1, U1, T2, U2, T3=None, U3=None*)

Generates a softcal curve.

Parameters

- **std** – The standard curve index used to calculate the softcal curve. Valid entries are 1-20
- **dest** – The user curve index where the softcal curve is stored. Valid entries are 21-60.
- **serial** – The serial number of the new curve. A maximum of 10 characters is allowed.
- **T1** – The first temperature point.
- **U1** – The first sensor units point.
- **T2** – The second temperature point.
- **U2** – The second sensor units point.
- **T3** – The third temperature point. Default: *None*.
- **U3** – The third sensor units point. Default: *None*.

`stop_program()`

Terminates the current program, if one is running.

class `slave.lakeshore.ls340.Loop`(*transport, protocol, idx*)

Bases: `slave.driver.Driver`

Represents a LS340 control loop.

Parameters

- **transport** – A transport object.
- **protocol** – A protocol object.
- **idx** – The loop index.

Variables

- **display_parameters** – The display parameter of the loop. (*<loop>*, *<resistance>*, *<current/power>*, *<large output enable>*), where
 - *<loop>* specifies how many loops should be displayed. Valid entries are *'none'*, *'loop1'*, *'loop2'*, *'both'*.
 - *<resistance>* The heater load resistance, an integer between 0 and 1000.
 - *<current/power>* Specifies if the heater output should be displayed as current or power. Valid entries are *'current'* and *'power'*.
 - *<large output enable>* Disables/Enables the large output display.
- **filter** – The loop filter state.
- **limit** – The limit configuration, represented by the following tuple (*<limit>*, *<pos slope>*, *<neg slope>*, *<max current>*, *<max range>*)
- **manual_output** – The manual output value in percent of full scale. Valid entries are floats in the range -100.00 to 100.00 with a resolution of 0.01.
- **mode** – The control-loop mode. Valid entries are *'manual'*, *'zone'*, *'open'*, *'pid'*, *'pi'*, *'p'*
- **parameters** – The control loop parameters, a tuple containing (*<input>*, *<units>*, *<enabled>*, *<powerup>*), where
 - *<input>* specifies the input channel. Valid entries are *'A'* and *'B'*.
 - *<units>* The setpoint units. Either *'kelvin'*, *'celsius'* or *'sensor'*.
 - *<enabled>* A boolean enabling/disabling the control loop.

- *<powerup>* Specifies if the control loop is enabled/disabled after powerup.
- **pid** – The PID values.
- **ramp** – The control-loop ramp parameters, represented by the following tuple (*<enabled>*, *<rate>*), where
 - *<enabled>* Enables, disables the ramping.
 - *<rate>* Specifies the ramping rate in kelvin/minute.
- **ramping** – The ramping status. *True* if ramping and *False* otherwise.
- **setpoint** – The control-loop setpoint in its configured units.
- **settle** – The settle parameters. (*<threshold>*, *<time>*), where
 - *<threshold>* **Specifies the allowable band around the setpoint. Must** be between 0.00 and 100.00.
 - *<time>* The time in seconds, the reading must stay within the band. Valid entries are 0-86400.

Note: This command is only available for loop1.

- **tuning_status** – A boolean representing the tuning status, *True* if tuning *False* otherwise. .. note:: This attribute is only available for loop1.
- **zonex** – There are 11 zones, zone1 is the first. The zone attribute represents the control loop zone table parameters. (*<top>*, *<p>*, *<i>*, *<d>*, *<mout>*, *<range>*).

class `slave.lakeshore.ls340.Output` (*transport, protocol, channel*)

Bases: `slave.driver.Driver`

Represents a LS340 analog output.

Parameters

- **transport** – A transport object.
- **protocol** – A protocol object.
- **channel** – The analog output channel. Valid are either 1 or 2.

Variables **analog** – The analog output parameters, represented by the tuple (*<bipolar>*, *<mode>*, *<input>*, *<source>*, *<high>*, *<low>*, *<manual>*), where:

- *<bipolar>* Enables bipolar output.
- *<mode>* Valid entries are 'off', 'input', 'manual', 'loop'. 'loop' is only valid for the output channel 2.
- *<input>* Selects the input to monitor (Has no effect if mode is not 'input').
- *<source>* Selects the input data, either 'kelvin', 'celsius', 'sensor' or 'linear'.
- *<high>* Represents the data value at which 100% is reached.
- *<low>* Represents the data value at which the minimum value is reached (-100% for bipolar, 0% otherwise).
- *<manual>* Represents the data value of the analog output in manual mode.

class `slave.lakeshore.ls340.Program` (*transport, protocol, idx*)

Bases: `slave.driver.Driver`

Represents a LS340 program.

Parameters

- **transport** – A transport object.
- **protocol** – A protocol object.
- **idx** – The program index.

Note: There is currently no parsing done on program lines. Lines are read and written as strings according to the LS340 manual.

append_line (*new_line*)

Appends the new_line to the LS340 program.

delete ()

Deletes this program.

line (*idx*)

Return the i'th program line.

Parameters i – The i'th program line.

run ()

Runs this program.

class `slave.lakeshore.ls370.Curve` (*transport, protocol, idx, length*)

Bases: `slave.driver.Driver`

A LS370 curve.

Parameters

- **transport** – A transport object.
- **protocol** – A protocol object.
- **idx** – The curve index.
- **length** – The curve buffer length.

Variables header – The curve header configuration. (*<name><serial><format><limit><coefficient>*), where

- *<name>* The name of the curve, a string limited to 15 characters.
- *<serial>* The serial number, a string limited to 10 characters.
- *<format>* Specifies the curve data format. Valid entries are 'Ohm/K' and 'logOhm/K'.
- *<limit>* The curve temperature limit in Kelvin.
- *<coefficient>* The curves temperature coefficient. Valid entries are 'negative' and 'positive'.

The Curve is implementing the *collections.sequence* protocol. It models a sequence of points. These are tuples with the following structure (*<units value>*, *<temp value>*), where

- *<units value>* specifies the sensor units for this point.
- *<temp value>* specifies the corresponding temperature in kelvin.

To access the points of this curve, use indexing and slicing operations, e.g.:

```
# assuming an LS30 instance named ls30, the following will print the
# sixth point of the first user curve.
curve = ls370.user_curve[0]
print curve[1]    # print second point
```

```
print curve[-1] # print last point
print curve[::2] # print every second point

# Set the fifth data point to 0.10191 sensor units and 470.000 K.
curve[5] = 0.10191, 470.000
```

Note: Be aware that the builtin `len()` function returns the buffer length, **not** the number of points.

Warning: In contrast to the LS370 device, point indices start at 0 **not** 1.

delete()

Deletes this curve.

class `slave.lakeshore.ls370.Display`(*transport, protocol, location*)

Bases: `slave.driver.Driver`

A LS370 Display at the chosen location.

Parameters

- **transport** – A transport object.
- **protocol** – A protocol object.
- **location** – The display location.

Variables config – The configuration of the display. (*<channel>*, *<source>*, *<resolution>*), where

- *<channel>* The index of the displayed channel, 0-16, where 0 activates channel scanning.
- *<source>* The displayed data. Valid entries are ‘kelvin’, ‘ohm’, ‘linear’, ‘min’ and ‘max’
- *<resolution>* The displayed resolution in number of digits, 4-6.

class `slave.lakeshore.ls370.Heater`(*transport, protocol*)

Bases: `slave.driver.Driver`

An LS370 Heater.

Parameters

- **transport** – A transport object.
- **protocol** – A protocol object.

Variables

- **manual_output** – The manual heater output, a float representing the percent of current or actual power depending on the heater output selection.
- **output** – The heater output in percent of current or actual power dependant on the heater output selection.
- **range** – The heater current range. Valid entries are ‘off’, ‘31.6 uA’, ‘100 uA’, ‘316 uA’, ‘1 mA’, ‘3.16 mA’, ‘10 mA’, ‘31.6 mA’, and ‘100 mA’
- **status** – The heater status, either ‘no error’ or ‘heater open error’.

RANGE = [u‘off’, u‘31.6 uA’, u‘100 uA’, u‘316 uA’, u‘1 mA’, u‘3.16 mA’, u‘10 mA’, u‘31.6 mA’, u‘100 mA’]

The supported heater ranges.

class `slave.lakeshore.ls370.Input` (*transport, protocol, channels*)

Bases: `slave.driver.Driver`, `_abcoll.Sequence`

The LS370 Input.

Parameters

- **transport** – A transport object.
- **protocol** – A protocol object.

Variables `scan` –

It is a sequence like interface to each `InputChannel`.

E.g. to access the kelvin reading of channel 5, Assuming an instance of `LS370` named `ls370`, one would simply write.:

```
>>> ls370.input[5].kelvin
```

To scan the second channel, and activate the autoscan one would write:

```
>>> ls370.input.scan = 2, True
```

Note: In contrast to the LS370 internal commands the channel indexing is zero based.

class `slave.lakeshore.ls370.InputChannel` (*transport, protocol, idx*)

Bases: `slave.driver.Driver`

A LS370 input channel.

Parameters

- **transport** – A transport object.
- **protocol** – A protocol object.
- **idx** – The channel index.

Variables

- **alarm** – The alarm configuration. (*<enabled>*, *<source>*, *<high>*, *<low>*, *<deadband>*, *<latch>*), where
 - *<enable>* enables/disables the alarm, valid are *True*, *False*.
 - *<source>* The data channel against which the alarm condition is checked. Either ‘kelvin’, ‘ohm’ or ‘linear’.
 - *<high>* The high alarm value.
 - *<low>* The low alarm value.
 - *<deadband>* The value the source value must change to deactivate the non-latched alarm.
 - *<latch>* Enables/disables the latched alarm. (A latched alarm stays active, even if the alarm condition isn’t met anymore).
- **alarm_status** – The status of the high and low alarm. (*<high state>*, *<low state>*), where
 - *<high state>* is either *True* or *False*.
 - *<low state>* is either *True* or *False*.
- **config** – The input channel configuration. (*<enabled>*, *<dwel>*, *<pause>*, *<curve>*, *<coefficient>*), where

- *<enabled>* enables/disables the channel, valid are *True*, *False*.
- *<dwel>* The autoscanning dwell time in seconds, 1-200.
- *<pause>* The change pause time in seconds, 3-200.
- *<curve>* The curve used by the channel, valid are 'no curve' or 0-19 the index of the user curves.
- *<coefficient>* The temperature coefficient used if no curve is selected. Valid are 'negative' and 'positive'.
- **excitation_power** – The current excitation power.
- **filter** – The filter parameters. (*<enabled>*, *<settle time>*, *<>window>*), where
 - *<enabled>* A boolean enabling/disabling the filtering.
 - *<settle time>* The settle time in seconds, 1-200.
 - *<>window>* The filtering window, 1-80 in percent of the fullscale reading.
- **index** – The index of the input channel.
- **kelvin** – The input channel reading in kelvin.

Note: If no curve is present, the reading will be 0..

- **linear** – Linear equation data.
- **linear_equation** – The input linear equation parameters. (*<equation>*, *<m>*, *<x source>*, *<b source>*, **), where
 - *<equation>* is either 'slope-intercept' or 'point-slope', meaning 'y = mx + b' or 'y = m(x + b)'.
 - *<m>* The slope.
 - *<x source>* The input data to use, either 'kelvin', 'celsius' or 'sensor units'.
 - *<b source>* Either 'value', '+sp1', '-sp1', '+sp2' or '-sp2'.
 - ** The b value if *<b source>* is set to 'value'.
- **minmax** – The min max data, (*<min>*, *<max>*), where
 - *<min>* Is the minimum input data.
 - *<max>* Is the maximum input data.
- **minmax_param** – Configures the source data to use with the minmax filter. Valid are 'kelvin', 'ohm' and 'linear'.
- **reading_status** – The channel reading status. A register with the following keys
 - 'cs overload' Current source overload.
 - 'vcm overload' Common mode voltage overload.
 - 'vmix overload' Mixer overload.
 - 'vdif overload' Differential overload.
 - 'range over' The selected resistance range is too low.
 - 'range under' The the polarity (+/-) of the current or voltage leads is wrong and the selected resistance range is too low.

- **resistance** – The input reading in ohm.
- **resistance_range** – The resistance range configuration. (*<mode>*, *<excitation>*, *<range>*, *<autorange>*, *<excitation_enabled>*)
 - *<mode>* The excitation mode, either ‘current’ or ‘voltage’.
 - *<excitation>* The excitation range, either 1-22 for current excitation or 1-12 for voltage excitation.

class `slave.lakeshore.ls370.LS370` (*transport*, *scanner=None*)
Bases: `slave.iec60488.IEC60488`

A lakeshore mode ls370 resistance bridge.

Represents a Lakeshore model ls370 ac resistance bridge.

Parameters **transport** – A transport object.

Variables

- **baud** – The baud rate of the rs232 interface. Valid entries are 300, 1200 and 9600.
- **beeper** – A boolean value representing the beeper mode. *True* means enabled, *False* means disabled.
- **brightness** – The brightness of the frontpanel display in percent. Valid entries are 25, 50, 75 and 100.
- **common_mode_reduction** – The state of the common mode reduction.
- **control_mode** – The temperature control mode, valid entries are ‘closed’, ‘zone’, ‘open’ and ‘off’.
- **control_params** – The temperature control parameters. (*<channel>*, *<filter>*, *<units>*, *<delay>*, *<output>*, *<limit>*, *<resistance>*), where
 - *<channel>* The input channel used for temperature control.
 - *<filter>* The filter mode, either ‘filtered’ or ‘unfiltered’.
 - *<units>* The setpoint units, either ‘kelvin’ or ‘ohm’.
 - *<delay>* The delay in seconds used for the setpoint change during autoscan. An integer between 1 and 255.
 - *<output>* The heater output display, either ‘current’ or ‘power’.
 - *<limit>* The maximum heater range. See `Heater.RANGE`.
 - *<resistance>* The heater load in ohms. Valid entries are 1. to 100000.
- **digital_output** – A register enabling/disabling the digital output lines.
- **displays** – A tuple of `Display` instances, representing the 7 available display locations.
- **display_locations** – The number of displayed locations, between 1 and 8.
- **frequency** – The excitation frequency. Valid entries are ‘9.8 Hz’, ‘13.7 Hz’ and ‘16.2 Hz’.

Note: This commands takes several seconds to complete

- **heater** – An instance of the `Heater` class.
- **ieee** – The IEEE-488 interface parameters, represented by the following tuple (*<terminator>*, *<EOI enable>*, *<address>*), where

- *<terminator>* is *None*, *\n*, *\r* or *\n\r*.
- *<EOI enable>* A boolean.
- *<address>* The IEEE-488.1 address of the device, an integer between 0 and 30.
- **input** – An instance of *Input*.
- **input_change** – Defines if range and excitation keys affects all or only one channel. Valid entries are ‘all’, ‘one’.
- **mode** – Represents the interface mode. Valid entries are “local”, “remote”, “lockout”.
- **monitor** – The monitor output selection, one of ‘off’, ‘cs neg’, ‘cs pos’, ‘vad’, ‘vcm neg’, ‘vcm pos’, ‘vdif’ or ‘vmix’.
- **output** – A tuple, holding two *Output* objects
- **pid** – The pid loop settings. (*<p>*, *<i>*, *<d>*), where
 - *<p>* The proportional gain, a float in the range 0.001 to 1000.
 - *<i>* The integral action, a float in the range 0 to 10000.
 - *<d>* The derivative action, a float in the range 0 to 2500.
- **polarity** – The polarity of the temperature control. Valid entries are ‘unipolar’ and ‘bipolar’.
- **ramp** – The setpoint ramping parameters. (*<enabled>*, *<rate>*), where
 - *<enabled>* Is a boolean, enabling/disabling the ramping.
 - *<rate>* A float representing the ramping rate in kelvin per minute in the range 0.001 to 10.
- **ramping** – The ramping status, either *True* or *False*.
- **low_relay** – The low relay, an instance of *Relay*.
- **high_relay** – The high relay, an instance of *Relay*.
- **setpoint** – The temperature control setpoint.
- **still** – The still output value.

Note: The still only works, if it’s properly configured in the analog output 2.

- **all_curves** – A *Curve* instance that can be used to configure all user curves simultaneously. Instead of iterating of the *user_curve* attribute one can use this command. This way less commands will be send.
- **user_curve** – A tuple of 20 *Curve* instances.
- **zones** – A sequence of 10 Zones. Each zone is represented by a tuple (*<top>*, *<p>*, *<i>*, *<d>*, *<manual>*, *<heater>*, *<low>*, *<high>*, *<analog1>* , *<analog2>*), where
 - *<top>* The setpoint limit of this zone.
 - *<p>* The proportional action, 0.001 to 1000.
 - *<i>* The integral action, 0 to 10000.
 - *<d>* The derivative action, 0 to 10000.
 - *<manual>* The manual output in percent, 0 to 100.
 - *<heater>* The heater range.

- *<low>* The low relay state, either *True* or *False*.
- *<high>* The high relay state, either *True* or *False*.
- *<analog1>* The output value of the first analog output in percent. From -100 to 100.
- *<analog2>* The output value of the second analog output in percent. From -100 to 100.

clear_alarm()

Clears the alarm status for all inputs.

reset_minmax()

Resets Min/Max functions for all inputs.

scanner

The scanner option in use.

Changing the scanner option changes number of input channels available. Valid values are

scanner	channels
None	1
'3708'	8
'3716'	16
'3716L'	16

class `slave.lakeshore.ls370.Output`(*transport, protocol, channel*)

Bases: `slave.driver.Driver`

Represents a LS370 analog output.

Parameters

- **transport** – A transport object.
- **protocol** – A protocol object.
- **channel** – The analog output channel. Valid are either 1 or 2.

Variables

- **analog** – The analog output parameters, represented by the tuple (*<bipolar>*, *<mode>*, *<input>*, *<source>*, *<high>*, *<low>*, *<manual>*), where:
 - *<bipolar>* Enables bipolar output.
 - *<mode>* Valid entries are 'off', 'channel', 'manual', 'zone', 'still'. 'still' is only valid for the output channel 2.
 - *<input>* Selects the input to monitor (Has no effect if mode is not 'input').
 - *<source>* Selects the input data, either 'kelvin', 'ohm', 'linear'.
 - *<high>* Represents the data value at which 100% is reached.
 - *<low>* Represents the data value at which the minimum value is reached (-100% for bipolar, 0% otherwise).
 - *<manual>* Represents the data value of the analog output in manual mode.
- **value** – The value of the analog output.

class `slave.lakeshore.ls370.Relay`(*transport, protocol, idx*)

Bases: `slave.driver.Driver`

A LS370 relay.

Parameters

- **transport** – A transport object.
- **protocol** – A protocol object.
- **idx** – The relay index.

Variables

- **config** – The relay configuration. (*<mode>*, *<channel>*, *<alarm>*), where
 - *<mode>* The relay mode either ‘off’ ‘on’, ‘alarm’ or ‘zone’.
 - *<channel>* **Specifies the channel, which alarm triggers the relay.** Valid entries are ‘scan’ or an integer in the range 1-16.
 - *<alarm>* **The alarm type triggering the relay. Valid are ‘low’ ‘high’ or ‘both’.**
- **status** – The relay status.

3.1.10 misc Module

class `slave.misc.AutoRange` (*ranges, names=None, scale=1.0, buffer_len=10*)

Bases: `future.types.newobject.newobject`

Estimates an appropriate sensitivity range.

A mean value is calculated from the magnitude of the value and previous ones (the number depends on the *buffer_len*). The best range is chosen as the largest range, where the mean is smaller than *scale * range*. If the mean is larger than any range, the largest range is returned.

Parameters

- **range** – A sequence of sensitivity ranges.
- **names** – An optional sequence of names corresponding to the ranges. If given, `AutoRange.range()` returns the name instead of the range.
- **scale** – An optional parameter scaling the ranges.
- **buffer_len** – Defines the buffer length used to calculate the mean value in `range()`.

range (*value*)

Estimates an appropriate sensitivity range.

class `slave.misc.ForwardSequence` (*iterable, get, set=None*)

Bases: `_abcoll.Sequence`

Sequence forwarding item access and write operations.

Parameters

- **iterable** – An iterable of items to be stored.
- **get** – A callable used on item access, receiving the item. It’s result is returned.
- **set** – A callable receiving the item and a value on item set operations.

Implements an immutable sequence, which forwards item access and write operations to the stored items.

class `slave.misc.LockInMeasurement` (*path, lockins, measurables=None, names=None, autorange=True*)

Bases: `slave.misc.Measurement`

A measurement helper optimized for lock-in amplifier measurements.

E.g.:

```
ppms = PPMS(visa('GPIB::12'))
lia1 = SR7230(socket(address=('192.168.178.1', 50000)))
lia2 = SR7230(socket(address=('192.168.178.2', 50000)))

ppms.set_field(10000, 100)
ppms.set_temperature(2, 10)

env_params = [
    lambda: ppms.temperature,
    lambda: ppms.field,
]
names = ['x1', 'y1', 'x2', 'y2', 'temperature', 'field']

with LockInMeasurement('data.csv', [lia1, lia2], env_params, names) as measure:
    ppms.scan_temperature(measure, 300, 1)
```

Parameters

- **path** – The filepath.
- **lockins** – A sequence of lockin drivers. A lockin driver must have a readable *x* and *y* attribute to get the data. Additionally a readable *SENSITIVITY* attribute and a read and writeable *sensitivity* attribute are mandatory.
- **measurables** – An optional sequence of functions.
- **names** – A sequence of names used to generate the csv file header.
- **autorange** (*bool*) – Enables/disables auto ranging.

class `slave.misc.Measurement` (*path, measurables, names=None*)

Bases: `future.types.newobject.newobject`

Small measurement helper class.

For each call to `__call__()` a comma separated row, representing the return values for each callable item in `measurables` is written to the file specified by `path`.

```
>>> from slave.misc import Measurement
>>> names = ['A', 'B']
>>> measurables = [lambda: 'a', lambda: 'b']
>>> with Measurement('test.csv', measurables, names) as m:
...     m()
...     m()
...
>>> with open('test.csv', 'r') as f:
...     print(f.readlines())
...
['A,B
```

, 'a,b ', 'a,b ']

param path The file path.

param measurables A sequence of callables.

param names An optional sequence of names, used to create the csv header. The number of names and measurables must be equal.

close()

open()

`slave.misc.index(index, length)`

Generates an index.

Parameters

- **index** – The index, can be positive or negative.
- **length** – The length of the sequence to index.

Raises

`IndexError`
Negative indices are typically used to index a sequence in reverse order. But to use them, the indexed object must convert them to the correct, positive index. This function can be used to do this.

`slave.misc.range_to_numeric(ranges)`

Converts a sequence of string ranges to a sequence of floats.

E.g.:

```
>>> range_to_numeric(['1 uV', '2 mV', '1 V'])
[1E-6, 0.002, 1.0]
```

`slave.misc.wrap_exception(exc, new_exc)`

Catches exceptions `exc` and raises `new_exc(exc)` instead.

E.g.:

```
>>> class MyValueError(Exception):
...     '''Custom ValueError.'''
...     @wrap_exception(exc=ValueError, new_exc=MyValueError)
...     def test():
...         raise ValueError()
```

3.1.11 quantum_design Module

class `slave.quantum_design.ppms.AnalogOutput(transport, protocol, id)`

Bases: `slave.driver.Driver`

Represents an analog output.

Variables

- **id** – The analog output id.
- **voltage** – The voltage present at the analog output channel.

Note: Setting the voltage removes any linkage.

- **link** – Links a parameter to this analog output. It has the form (`<link>`, `<full>`, `<mid>`), where
 - `<link>` is the parameter to link. See `STATUS_LINK` for valid links.
 - `<full>` the value of the parameter corresponding to full scale output (10 V).
 - `<mid>` the value of the parameter corresponding to mid scale output (0 V).

link

class `slave.quantum_design.ppms.BridgeChannel(transport, protocol, id)`

Bases: `slave.driver.Driver`

Represents the user bridge configuration.

Variables

- **id** – The user bridge channel id.
- **config** – The bridge configuration, represented by a tuple of the form (*<excitation>*, *<power limit>*, *<dc flag>*, *<mode>*), where
 - *<excitation>* The excitation current in microamps from 0.01 to 5000.
 - *<power limit>* **The maximum power to be applied in microwatts from** 0.001 to 1000.
 - *<dc flag>* **Selects the excitation type. Either ‘AC’ or ‘DC’.** ‘AC’ corresponds to a square wave excitation of 7.5 Hz.
 - *<mode>* **Configures how often the internal analog-to-digital converter** recalibrates itself. Valid are ‘standart’, ‘fast’ and ‘high res’.
- **resistance** – The resistance of the user channel in ohm.
- **current** – The current of the user channel in microamps.

class `slave.quantum_design.ppms.PPMS` (*transport*, *max_field=None*)

Bases: `slave.iec60488.IEC60488`

A Quantum Design Model 6000 PPMS.

Parameters

- **transport** – A transport object.
- **max_field** – The maximum magnetic field allowed in Oersted. If *None*, the default, it’s read back from the ppms.

Note: The ppms needs a newline ‘\n’ character as message terminator. Using delay between read and write operations is recommended as well.

Variables

- **advisory_number** – The advisory code number, a read only integer in the range 0 to 999.
- **chamber** – The configuration of the sample chamber. Valid entries are ‘seal’, ‘purge seal’, ‘vent seal’, ‘pump’ and ‘vent’, where
 - ‘seal’ seals the chamber immediately.
 - ‘purge seal’ purges and then seals the chamber.
 - ‘vent seal’ ventilates and then seals the chamber.
 - ‘pump’ pumps the chamber continuously.
 - ‘vent’ ventilates the chamber continuously.
- **sample_space_pressure** – The pressure of the sample space in user units. (read only)
- **system_status** – The general system status.

Configuration

Variables

- **bridges** – A list of *BridgeChannel* instances representing all four user bridges.

Note: Python indexing starts at 0, so the first bridge has the index 0.

- **date** – The configured date of the ppms computer represented by a python *datetime.date* object.
- **time** – The configured time of the ppms computer, represented by a python *datetime.time* object.
- **analog_output** – A tuple of *AnalogOutput* instances corresponding to the four analog outputs.
- **digital_input** – The states of the digital input lines. A dict with the following keys

Keys	Pinouts
'Motor Port - Limit 1'	P10-4,5
'Motor Port - Limit 2'	P10-9,5
'Aux Port - Sense 1'	P8-18,19
'Aux Port - Sense 2'	P8-6,19
'Ext Port - Busy'	P11-9
'Ext Port - User'	P11-5

A dict value of True means the line is asserted.

(read only)

- **digital_output** – The state of the digital output lines. A dict with the following keys

Keys	Connector Port	Pinouts
'Drive Line 1'	Auxiliary Port	P8-1,14
'Drive Line 2'	Auxiliary Port	P8-2,15
'Drive Line 3'	Auxiliary Port	P8-3,16
'Actuator Drive'	Motor Port	P10-3,8

A dict value of *True* means the line is set to -24 V output. Setting it with a dict containing only some keys will only change these. The other lines will be left unchanged.

- **driver_output** – A *CommandSequence* representing the driver outputs of channel 1 and 2. Each channel is represented by a tuple of the form (*<current>*, *<power limit>*), where
 - *<current>* is the current in mA, in the range 0 to 1000.
 - *<power limit>* is the power limit in W, in the range 0 to 20.

Note: Python indexing starts with 0. Therefore channel 1 has the index 0.

- **external_select** – The state of the external select lines. A dict with the following keys

Key	Connector Port	Pinouts
Select	1 External Port	P11-1,6
Select	2 External Port	P11-2,7
Select	3 External Port	P11-3,8

A dict value of *True* means the line is asserted (switch closed). Setting it with a dict containing only some keys will only change these. The other lines will be left unchanged.

- **revision** – The revision number. (read only)

Helium Level Control

Variables **level** – The helium level, represented by a tuple of the form (*<level>*, *<age>*), where

- *<level>* The helium level in percent.
- *<age>* is the age of the reading. Either ‘>1h’, ‘<1h’ or ‘continuous’.

Magnet Control

Variables

- **field** – The current magnetic field in Oersted(read only).
- **target_field** – The magnetic field configuration, represented by the following tuple (*<field>*, *<rate>*, *<approach mode>*, *<magnet mode>*), where
 - *<field>* is the magnetic field setpoint in Oersted with a resolution of 0.01 Oersted. The min and max fields depend on the magnet used.
 - *<rate>* is the ramping rate in Oersted/second with a resolution of 0.1 Oersted/second. The min and max values depend on the magnet used.
 - *<approach mode>* is the approach mode, either ‘linear’, ‘no overshoot’ or ‘oscillate’.
 - *<magnet mode>* is the state of the magnet at the end of the charging process, either ‘persistent’ or ‘driven’.
- **magnet_config** – The magnet configuration represented by the following tuple (*<max field>*, *<B/I ratio>*, *<inductance>*, *<low B charge volt>*, *<high B charge volt>*, *<switch heat time>*, *<switch cool time>*), where
 - *<max field>* is the max field of the magnet in Oersted.
 - *<B/I ratio>* is the field to current ratio in Oersted/A.
 - *<inductance>* is the inductance in Henry.
 - *<low B charge volt>* is the charging voltage at low B fields in volt.
 - *<high B charge volt>* is the chargin voltage at high B fields in volt.
 - *<switch heat time>* is the time it takes to open the persistent switch in seconds.
 - *<switch cool time>* is the time it takes to close the persistent switch in seconds.

Sample Position

Variables

- **move_config** – The move configuration, a tuple consisting of (*<unit>*, *<unit/step>*, *<range>*), where
 - *<unit>* The unit, valid are ‘steps’, ‘degree’, ‘radian’, ‘mm’, ‘cm’, ‘mils’ and ‘inch’.
 - *<unit/step>* the units per step.
 - *<range>* The allowed travel range.
- **move_limits** – The position of the limit switch and the max travel limit, represented by the following tuple (*<lower limit>*, *<upper limit>*), where

- *<lower limit>* The lower limit represents the position of the limit switch in units specified by the move configuration.
- *<upper limit>* The upper limit in units specified by the move configuration. It is defined by the position of the limit switch and the configured travel range.

(read only)

- **position** – The current sample position.

Temperature Control

Variables

- **temperature** – The temperature at the sample position in Kelvin (read only).
- **target_temperature** – The temperature configuration, a tuple consisting of (*<temperature>*, *<rate>*, *<approach mode>*), where
 - *<temperature>* The temperature setpoint in kelvin in the range 1.9 to 350.
 - *<rate>* The sweep rate in kelvin per minute in the range 0 to 20.
 - *<approach mode>* The approach mode, either ‘fast’ or ‘no overshoot’.

beep (*duration*, *frequency*)

Generates a beep.

Parameters

- **duration** – The duration in seconds, in the range 0.1 to 5.
- **frequency** – The frequency in Hz, in the range 500 to 5000.

date

digital_output

external_select

field

The field at sample position.

levelmeter (*rate*)

Changes the measuring rate of the levelmeter.

Parameters rate – Valid are ‘on’, ‘off’, ‘continuous’ and ‘hourly’. ‘on’ turns on the level meter, takes a reading and turns itself off. In ‘continuous’ mode, the readings are constantly updated. If no reading is requested within 60 seconds, the levelmeter will be turned off. ‘off’ turns off hourly readings.

Note: It takes approximately 10 seconds until a measured level is available.

move (*position*, *slowdown=0*)

Move to the specified sample position.

Parameters

- **position** – The target position.
- **slowdown** – The slowdown code, an integer in the range 0 to 14, used to scale the stepper motor speed. 0, the default, is the fastest rate and 14 the slowest.

move_to_limit (*position*)

Move to limit switch and define it as position.

Parameters **position** – The new position of the limit switch.

redefine_position (*position*)

Redefines the current position to the new position.

Parameters **position** – The new position.

scan_field (*measure, field, rate, mode=u'persistent', delay=1*)

Performs a field scan.

Measures until the target field is reached.

Parameters

- **measure** – A callable called repeatedly until stability at the target field is reached.
- **field** – The target field in Oersted.

Note: The conversion is 1 Oe = 0.1 mT.

- **rate** – The field rate in Oersted per minute.
- **mode** – The state of the magnet at the end of the charging process, either 'persistent' or 'driven'.
- **delay** – The time delay between each call to measure in seconds.

Raises **TypeError** if measure parameter is not callable.

scan_temperature (*measure, temperature, rate, delay=1*)

Performs a temperature scan.

Measures until the target temperature is reached.

Parameters

- **measure** – A callable called repeatedly until stability at target temperature is reached.
- **temperature** – The target temperature in kelvin.
- **rate** – The sweep rate in kelvin per minute.
- **delay** – The time delay between each call to measure in seconds.

set_field (*field, rate, approach=u'linear', mode=u'persistent', wait_for_stability=True, delay=1*)

Sets the magnetic field.

Parameters

- **field** – The target field in Oersted.

Note: The conversion is 1 Oe = 0.1 mT.

- **rate** – The field rate in Oersted per minute.
- **approach** – The approach mode, either 'linear', 'no overshoot' or 'oscillate'.
- **mode** – The state of the magnet at the end of the charging process, either 'persistent' or 'driven'.
- **wait_for_stability** – If *True*, the function call blocks until the target field is reached and stable.

- **delay** – Specifies the frequency in seconds how often the magnet status is checked. (This has no effect if `wait_for_stability` is `False`).

set_temperature (*temperature, rate, mode=u'fast', wait_for_stability=True, delay=1*)

Sets the temperature.

Parameters

- **temperature** – The target temperature in kelvin.
- **rate** – The sweep rate in kelvin per minute.
- **mode** – The sweep mode, either 'fast' or 'no overshoot'.
- **wait_for_stability** – If `wait_for_stability` is `True`, the function call blocks until the target temperature is reached and stable.
- **delay** – The delay specifies the frequency how often the status is checked.

shutdown ()

The temperature controller shutdown.

Invoking this method puts the PPMS in standby mode, both drivers used to control the system temperature are turned off and helium flow is set to a minimum value.

system_status

The system status codes.

temperature

The current temperature at the sample position.

time

`slave.quantum_design.ppms.STATUS_CHAMBER = {0: u'unknown', 1: u'purged, sealed', 2: u'vented, sealed', 3: u'sealed'}`
Chamber status codes.

`slave.quantum_design.ppms.STATUS_DIGITAL_INPUT = {1: u'Motor Port - Limit 1', 2: u'Motor Port - Limit 2', 3: u'Motor Port - Limit 3'}`
Status of digital input lines.

`slave.quantum_design.ppms.STATUS_DIGITAL_OUTPUT = {0: u'Drive Line 1', 1: u'Drive Line 2', 2: u'Drive Line 3', 3: u'Drive Line 4'}`
Status of the digital output lines.

`slave.quantum_design.ppms.STATUS_EXTERNAL_SELECT = {0: u'Select 1', 1: u'Select 2', 2: u'Select 3'}`
Status of the external select lines.

`slave.quantum_design.ppms.STATUS_LINK = {0: None, 1: u'Temperature', 2: u'Tield', 3: u'Position', 4: u'User Bridge'}`
The linking status.

`slave.quantum_design.ppms.STATUS_MAGNET = {0: u'unknown', 1: u'persistent, stable', 2: u'persist switch warming', 3: u'persist switch cooling'}`
Magnet status codes.

`slave.quantum_design.ppms.STATUS_SAMPLE_POSITION = {0: u'unknown', 1: u'stopped', 5: u'moving', 8: u'limit', 9: u'out of range'}`
Sample Position status codes.

`slave.quantum_design.ppms.STATUS_TEMPERATURE = {0: u'unknown', 1: u'normal stability at target temperature', 2: u'normal stability at target temperature', 3: u'normal stability at target temperature'}`
Temperature controller status code.

3.1.12 signal_recovery Module

slave.signal_recovery.sr5113

class `slave.signal_recovery.sr5113.SR5113` (*transport*)

Bases: `slave.driver.Driver`

The signal recovery model 5113 low noise preamp driver.

Parameters `transport` – A transport object.

Variables

- **backlight** (*bool*) – The LCD backlight status.
- **contrast** (*int*) – The LCD contrast. An integer in the range [0, 15].
- **identification** (*str*) – Causes the unit to respond with ‘5113’ (read only)
- **version** (*str*) – The firmware version. (read only)
- **remote** (*bool*) – The remote lock mode. If *True* the front panel is disabled and the unit can only be controlled remotely.
- **status** – The system status. A dict with the following keys ‘command done’, ‘invalid command’, ‘parameter error’, ‘overload’, ‘low battery’ and boolean values. (read only)
- **line** – A sequence with two items representing the two lines displayed at startup.
- **coarse_gain** – The coarse gain setting, see [COARSE_GAIN](#) for correct values.
- **fine_gain** – The fine gain setting, see [FINE_GAIN](#) for correct values.
- **gain_vernier** (*int*) – The uncalibrated vernier increases the gain by a maximum of 20% in 15 steps. Valid entries are integers in the range [0, 15].
- **input_coupling** – The input coupling. Either ‘ac’ or ‘dc’.
- **dynamic_reserve** – Configures the dynamic reserve. Either ‘low noise’ or ‘high reserve’.
- **input_mode** – The input mode, either ‘A’ or ‘A-B’.
- **time_constant** – The coupling mode time constant, either ‘1 s’ or ‘10 s’.
- **filter_mode** – The filter mode control. See [FILTER_MODE](#) for valid values.
- **filter_frequency** – Defines the cutoff frequencies. A tuple of the form (<mode>, <frequency>), where <mode> is either ‘low’ or ‘high’ and <frequency> is one of [FREQUENCIES](#).

COARSE_GAIN = [5, 10, 25, 50, 100, 250, 500, 1000, 2500, 5000, 10000, 25000, 50000]

Allowed coarse gain values.

FILTER_MODE = [u’flat’, u’bandpass’, u’lowpass 6dB’, u’lowpass 12dB’, u’lowpass 6/12dB’, u’highpass 6dB’, u’highpass

Available filter modes.

FINE_GAIN = [0.2, 0.4, 0.6, 0.8, 1.0, 1.2, 1.4, 1.6, 1.8, 2.0, 2.2, 2.4, 2.6, 2.8, 3.0]

Allowed fine gain multiplier values

FREQUENCIES = [u’0.03 Hz’, u’0.1 Hz’, u’0.3 Hz’, u’1 Hz’, u’3 Hz’, u’10 Hz’, u’30 Hz’, u’100 Hz’, u’300 Hz’, u’1 kHz’, u

Available cutoff frequencies.

STATUS = {0: u’command done’, 1: u’invalid command’, 2: u’parameter error’, 3: u’overload’, 4: u’low battery’}

disable ()

Turns off power to all but the battery charging circuitry.

Note: It’s not possible to remotely turn on the device.

overload_recover ()

Performs an overload recover operation.

sleep()

Deactivates the digital circuitry.

slave.signal_recovery.sr7225

class `slave.signal_recovery.sr7225.Float` (*min=None, max=None, *args, **kw*)

Bases: `slave.types.Float`

Custom float class used to correct a bug in the SR7225 firmware.

When the SR7225 is queried in floating point mode and the value is exactly zero, it appends a *x00* value, a null byte. To workaroud this firmware bug, the null byte is stripped before the conversion to float happens.

class `slave.signal_recovery.sr7225.SR7225` (*transport*)

Bases: `slave.driver.Driver`

Represents a Signal Recovery SR7225 lock-in amplifier.

Parameters `transport` – A transport object.

Signal Channel

Variables

- **current_mode** – The current mode, either *'off'*, *'high bandwidth'* or *'low noise'*.
- **voltage_mode** – The voltage mode, either *'test'*, *'A'* or *'A-B'*. The *'test'* mode corresponds to both inputs grounded.
- **fet** – The voltage mode input device control. Valid entries are *'bipolar'* and *'fet'*, where
 - *'bipolar'* is a bipolar device with 10kOhm input impedance and 2 nV/sqrt(Hz) voltage noise at 1 kHz.
 - *'fet'* 10MOhm input impedance and 5nV/sqrt(Hz) voltage noise at 1kHz.
- **grounding** – The input connector shield grounding mode. Valid entries are *'ground'* and *'float'*.
- **coupling** – The input connector coupling, either *'ac'* or *'dc'*.
- **sensitivity** – The full-scale sensitivity. The valid entries depend on the current mode.

'off'	'high bandwidth'	'low noise'
'2 nV'	'2 fA'	'2 fA'
'5 nV'	'5 fA'	'5 fA'
'10 nV'	'10 fA'	'10 fA'
'20 nV'	'20 fA'	'20 fA'
'50 nV'	'50 fA'	'50 fA'
'100 nV'	'100 fA'	'100 fA'
'200 nV'	'200 fA'	'200 fA'
'500 nV'	'500 fA'	'500 fA'
'1 uV'	'1 pA'	'1 pA'
'2 uV'	'2 pA'	'2 pA'
'5 uV'	'5 pA'	'5 pA'
'10 uV'	'10 pA'	'10 pA'
'20 uV'	'20 pA'	'20 pA'
'50 uV'	'50 pA'	'50 pA'
'100 uV'	'100 pA'	'100 pA'
'200 uV'	'200 pA'	'200 pA'
'500 uV'	'500 pA'	'500 pA'
'1 mV'	'1 nA'	'1 nA'
'2 mV'	'2 nA'	'2 nA'
'5 mV'	'5 nA'	'5 nA'
'10 mV'	'10 nA'	—
'20 mV'	'20 nA'	—
'50 mV'	'50 nA'	—
'100 mV'	'100 nA'	—
'200 mV'	'200 nA'	—
'500 mV'	'500 nA'	—
'1 V'	'1 uA'	—

- **ac_gain** – The gain of the signal channel amplifier. See `SR7230.AC_GAIN` for valid values.
- **ac_gain_auto** – A boolean corresponding to the ac gain automatic mode. It is *False* if the `ac_gain` is under manual control, and *True* otherwise.
- **line_filter** – The line filter configuration. (`<filter>`, `<frequency>`), where
 - `<filter>` Is the filter mode. Valid entries are *'off'*, *'notch'*, *'double'* or *'both'*.
 - `<frequency>` Is the notch filter center frequency, either *'60Hz'* or *'50Hz'*.
- **sample_frequency** – The sampling frequency. An integer between 0 and 2, corresponding to three different sampling frequencies near 166kHz.

Reference channel

Variables

- **reference** – The reference input mode, either *'internal'*, *'ttl'* or *'analog'*.
- **harmonic** – The reference harmonic mode, an integer between 1 and 32 corresponding to the first to 32. harmonic.
- **reference_phase** – The phase of the reference signal, a float ranging from -360.00 to 360.00 corresponding to the angle in degrees.

- **reference_frequency** – A float corresponding to the reference frequency in Hz. (read only)

Note: If *reference* is not ‘internal’ the reference frequency value is zero if the reference channel is unlocked.

Signal channel output filters

Variables

- **slope** – The output lowpass filter slope in dB/octave, either ‘6 dB’, ‘12 dB’, ‘18 dB’ or ‘24 dB’.
- **time_constant** – A float representing the time constant in seconds. See *TIME_CONSTANT* for the available values.
- **sync** – A boolean value, representing the state of the synchronous time constant mode.

Signal channel output amplifiers

Variables

- **x_offset** – The x-channel output offset control. (*<enabled>*, *<range>*), where
 - *<enabled>* A boolean enabling/disabling the output offset.
 - *<range>* The range of the offset, an integer between -30000 and 30000 corresponding to +/- 300%.
- **y_offset** – The y-channel output offset control. (*<enabled>*, *<range>*), where
 - *<enabled>* A boolean enabling/disabling the output offset.
 - *<range>* The range of the offset, an integer between -30000 and 30000 corresponding to +/- 300%.
- **expand** – The expansion control, either ‘off’, ‘x’, ‘y’ or ‘both’.
- **channel1_output** – The output of CH1 connector of the rear panel Either ‘x’, ‘y’, ‘r’, ‘phase1’, ‘phase2’, ‘noise’, ‘ratio’ or ‘log ratio’.
- **channel2_output** – The output of CH2 connector of the rear panel Either ‘x’, ‘y’, ‘r’, ‘phase1’, ‘phase2’, ‘noise’, ‘ratio’ or ‘log ratio’.

Instrument outputs

Variables

- **x** – A float representing the X-channel output in either volt or ampere. (read only)
- **y** – A float representing the Y-channel output in either volt or ampere. (read only)
- **xy** – X and Y-channel output with the following format (*<x>*, *<y>*). (read only)
- **r** – The signal magnitude, as float. (read only)
- **theta** – The signal phase, as float. (read only)
- **r_theta** – The magnitude and the signal phase. (*<r>*, *<theta>*). (read only)

- **ratio** – The ratio equivalent to $X/ADC1$. (read only)
- **log_ratio** – The ratio equivalent to $\log(X/ADC1)$. (read only)
- **noise** – The square root of the noise spectral density measured at the Y channel output. (read only)
- **noise_bandwidth** – The noise bandwidth. (read only)
- **noise_output** – The noise output, the mean absolute value of the Y channel. (read only)
- **star** – The star mode configuration, one off 'x', 'y', 'r', 'theta', 'adc1', 'xy', 'rtheta', 'adc12'

Internal oscillator

Variables

- **amplitude** – A float between 0. and 5. representing the oscillator amplitude in V rms.
- **amplitude_start** – Amplitude sweep start value.
- **amplitude_stop** – Amplitude sweep end value.
- **amplitude_step** – Amplitude sweep amplitude step.
- **frequency** – The oscillator frequency in Hz. Valid entries are 0. to 1.2e5.
- **frequency_start** – The frequency sweep start value.
- **frequency_stop** – The frequency sweep stop value.
- **frequency_step** – The frequency sweep step size and sweep type. (*<step>*, *<mode>*), where
 - *<step>* The step size in Hz.
 - *<mode>* The sweep mode, either 'log' or 'linear'.
- **sync_oscillator** – The state of the synchronous oscillator (demodulator) mode.
- **sweep_rate** – The frequency and amplitude sweep step rate in time per step. Valid entries are 0.05 to 1000. in 0.005 steps representing the time in seconds.

Auxiliary outputs

Variables

- **dac1** – The voltage of the auxiliary output 1 on the rear panel, a float between +/- 12.00.
- **dac2** – The voltage of the auxiliary output 2 on the rear panel, a float between +/- 12.00.
- **output_port** – The bits to be output on the rear panel digital output port, an Integer between 0 and 255.

Auxiliary inputs

Variables

- **adc1** – The auxiliary analog-to-digital input 1.
- **adc2** – The auxiliary analog-to-digital input 2.

- **adc_trigger_mode** – The trigger mode of the auxiliary ADC inputs, represented by an integer between 0 and 13.
- **burst_time** – The burst time per point rate for the ADC1 and ADC2. An integer between 25 and 5000 when storing only to ADC1 and 56 to 5000 when storing to ADC1 and ADC2.

Note: The lower boundary of 56 in the second case is not tested by slave itself.

Output data curve buffer

Variables

- **curve_buffer_settings** – The curve buffer settings define what is to be stored in the curve buffer.
- **curve_buffer_length** – The length of the curve buffer. The max value depends on the the `curve_buffer_settings`.
- **storage_intervall** – The storage intervall, an integer representing the time between datapoints in milliseconds.
- **event_marker** – If the `'event'` flag of the `curve_buffer_settings` is `True`, the content of the event marker variable, an integer between 0 and 32767, is stored for each data point.
- **measurement_status** – The curve acquisition status. (`<acquisition status>`, `<sweeps>`, `<lockin status>`, `<points>`), where
 - `<acquisition status>` is the curve acquisition status. It is either `'no activity'`, `'td running'`, `'tdc running'`, `'td halted'` or `'tdc halted'`.
 - `<sweeps>` The number of sweeps acquired.
 - `<lockin status>` The content of the status register, equivalent to `status`.
 - `<points>` The number of points acquired.

Computer interfaces

Variables

- **rs232** – The rs232 settings. (`<baud rate>`, `<settings>`), where
 - `<baud rate>` The baud rate in bits per second. Valid entries are 75, 110, 134.5, 150, 300, 600, 1200, 1800, 2000, 2400, 4800, 9600 and 19200.
 - `<settings>` The sr7225 uses a 5bit register to configure the rs232 interface.
 - * `'9bit'` If it is `True`, data + parity use 9 bits and 8 bits otherwise.
 - * `'parity'` If it's `True`, a single parity bit is used. If it's `False` no parity bit is used.
 - * `'odd parity'` If it is `True` odd parity is used and even otherwise.
 - * `'echo'` If it's `True`, echo is enabled.
 - * `'prompt'` If it's `True`, prompt is enabled.
- **gpib** – The gpib configuration. (`<channel>`, `<terminator>`), where
 - `<channel>` Is the gpib communication channel, an integer between 0 and 31.

- *<terminator>* The command terminator, either ‘CR’, ‘CR echo’, ‘CRLF’, ‘CRLF echo’, ‘None’ or ‘None echo’. ‘CR’ is the carriage return, ‘LF’ the linefeed. When echo is on, every command or response of the gpib interface is echoed to the rs232 interface.
- **delimiter** – The response data separator. Valid entries are 13 or 32 to 125 representing the ascii value of the character in use.

Warning: This command does **not** change the response data separator of the commands in use. Using it might lead to errors.

- **status** – The sr7225 status register.
- **status_enable** – The status enable register is used to mask the bits of the status register, which generate a service request.
- **overload_status** – The overload status register.
- **remote** – The remote mode of the front panel.

Instrument identification

Variables

- **identification** – The identification, it responds with ‘7225’.
- **revision** – The firmware revision. A multiline string.

Warning: Not every transport can handle multiline responses.

- **version** – The firmware version.

Frontpanel

Variables **lights** – The status of the front panel lights. *True* if these are enabled, *False* otherwise.

AC_GAIN = [u‘0 dB’, u‘10 dB’, u‘20 dB’, u‘30 dB’, u‘40 dB’, u‘50 dB’, u‘60 dB’, u‘70 db’, u‘80 dB’, u‘90 dB’]

BAUD_RATE = [75, 110, 134.5, 150, 300, 600, 1200, 1800, 2000, 2400, 4800, 9600, 19200]

All valid baud rates of the rs232 interface.

CURVE_BUFFER = {0: u‘x’, 1: u‘y’, 2: u‘r’, 3: u‘theta’, 4: u‘sensitivity’, 5: u‘adc1’, 6: u‘adc2’, 7: u‘7’, 8: u‘dac1’, 9: u‘da

The definition of the curve buffer register bits. To change the curve buffer settings use the `curve_buffer_settings` attribute.

OVERLOAD_BYTE = {1: u‘ch1 output overload’, 2: u‘ch2 output overload’, 3: u‘y output overload’, 4: u‘x output overload’}

The overload byte definition.

RS232 = {0: u‘9bit’, 1: u‘parity’, 2: u‘odd parity’, 3: u‘echo’, 4: u‘prompt’}

The rs232 settings register definition.

SENSITIVITY_CURRENT_HIGHBW = [u‘2 fA’, u‘5 fA’, u‘10 fA’, u‘20 fA’, u‘50 fA’, u‘100 fA’, u‘200 fA’, u‘500 fA’, u‘1 pA’]

SENSITIVITY_CURRENT_LOWNOISE = [u‘2 fA’, u‘5 fA’, u‘10 fA’, u‘20 fA’, u‘50 fA’, u‘100 fA’, u‘200 fA’, u‘500 fA’, u‘1 pA’]

SENSITIVITY_VOLTAGE = [u‘2 nV’, u‘5 nV’, u‘10 nV’, u‘20 nV’, u‘50 nV’, u‘100 nV’, u‘200 nV’, u‘500 nV’, u‘1 uV’, u‘10 uV’]

STATUS_BYTE = {0: u‘cmd complete’, 1: u‘invalid cmd’, 2: u‘cmd param error’, 3: u‘reference unlock’, 4: u‘overload’, 5: u‘service request’}

TIME_CONSTANT = [1e-05, 2e-05, 4e-05, 8e-05, 0.00016, 0.00032, 0.00064, 0.005, 0.01, 0.02, 0.05, 0.1, 0.2, 0.5, 1, 2, 5, 10, 20]
All valid time constant values.

auto_measure ()
Triggers the auto measure mode.

auto_offset ()
Triggers the auto offset mode.

auto_phase ()
Triggers the auto phase mode.

auto_sensitivity ()
Triggers the auto sensitivity mode.

When the auto sensitivity mode is triggered, the SR7225 adjusts the sensitivity so that the signal magnitude lies in between 30% and 90% of the full scale sensitivity.

halt ()
Halts the data acquisition.

init_curves ()
Initializes the curve storage memory and its status variables.

Warning: All records of previously taken curves is removed.

lock ()
Updates all frequency-dependent gain and phase correction parameters.

reset (*complete=False*)
Resets the lock-in to factory defaults.

Parameters complete – If True all settings are reseted to factory defaults. If it's False, all settings are reseted to factory defaults with the exception of communication and LCD contrast settings.

sensitivity

start_afsweep ()
Starts a frequency and amplitude sweep.

start_asweep (*start=None, stop=None, step=None*)
Starts a amplitude sweep.

Parameters

- **start** – Sets the start frequency.
- **stop** – Sets the target frequency.
- **step** – Sets the frequency step.

start_fsweep (*start=None, stop=None, step=None*)
Starts a frequency sweep.

Parameters

- **start** – Sets the start frequency.
- **stop** – Sets the target frequency.
- **step** – Sets the frequency step.

stop()

Stops/Pauses the current sweep.

take_data (*continuously=False*)

Starts data acquisition.

Parameters **continuously** – If False, data is written until the buffer is full. If its True, the data buffer is used as a circular buffer. That means if data acquisition reaches the end of the buffer it continues at the beginning.

take_data_triggered (*mode*)

Starts triggered data acquisition.

Parameters **mode** – If mode is 'curve', a trigger signal starts the acquisition of a complete curve or set of curves. If its 'point', only a single data point is stored.

slave.signal_recovery.sr7230

Implements the signal recovery sr7230 driver.

The following example shows how to use the fast curve buffer to acquire data.

```
import time
from slave.transport import Socket
from slave.signal_recovery import SR7230

lockin = SR7230(Socket(address=('192.168.178.1', 50000)))

lockin.fast_buffer.enabled = True           # Use fast curve buffer.
lockin.fast_buffer.storage_interval = 8     # Take data every 8 us.
lockin.fast_buffer.length = 100000         # Store the max number of points
lockin.take_data()                         # Start data acquisition immediately.

while lockin.acquisition_status[0] == 'on':
    time.sleep(0.1)

x, y = lockin.fast_buffer['x'], lockin.fast_buffer['y']
```

The fast buffer can store just a limited amount of variables. The standard buffer is a lot more flexible. The following examples shows how to use it to store the sensitivity, x and y values.

```
lockin.standard_buffer.enabled = True
lockin.standard_buffer.definition = 'X', 'Y', 'sensitivity'
lockin.standard_buffer.storage_interval = 1000
lockin.standard_buffer.length = 1000
lockin.take_data()

while lockin.acquisition_status[0] == 'on':
    time.sleep(0.1)

# Note: The x and y values are not stored in absolute units. They are in
# relative units compared to the chosen sensitivity.
sensitivity = sr7230.standard_buffer['sensitivity']
x = sr7230.standard_buffer['x']
y = sr7230.standard_buffer['y']
```

class slave.signal_recovery.sr7230.**AmplitudeModulation** (*transport, protocol*)

Bases: *slave.driver.Driver*

Represents the amplitude modulation commands.

Variables

- **center** (*float*) – The amplitude modulation center voltage. A floating point in the range -10 to 10 in volts.
- **depth** (*integer*) – The amplitude modulation depth in percent in the range 0 - 100.
- **filter** (*int*) – The amplitude modulation filter control. An integer in the range 0 - 10, where 0 is the widest bandwidth and 10 is the lowest.
- **source** – The amplitude modulation source voltage used to modulate the oscillator amplitude. Valid are 'adc1' and 'external'.
- **span** (*float*) – The amplitude modulation span voltage in volts. A float in the range -10 to 10.

Note: The sum of center and span voltage can't exceed +/- 10V.

class `slave.signal_recovery.sr7230.DAC` (*transport, protocol, idx*)

Bases: `slave.driver.Driver`

Variables

- **voltage** – The user specified DAC output voltage.
- **output** – Defines which output appears on the DAC. The allowed values depend on the DAC channel. See [OUTPUT](#).

OUTPUT = [(u'x1', u'noise', u'ratio', u'logratio', u'equation1', u'equation2', u'user', u'demod1', u'r2'), (u'y1', u'noise', u'

class `slave.signal_recovery.sr7230.Demodulator` (*transport, protocol, idx*)

Bases: `slave.driver.Driver`

Implements the dual reference mode commands.

Note: These commands only work if the lockin is in dual reference mode. See [reference_mode](#).

Variables

- **x** – A float representing the X-channel output in either volt or ampere. (read only)
- **y** – A float representing the Y-channel output in either volt or ampere. (read only)
- **x_offset** – The x-channel output offset control. (<enabled>, <range>), where
 - <enabled> A boolean enabling/disabling the output offset.
 - <range> The range of the offset, an integer between -30000 and 30000 corresponding to +/- 300%.
- **y_offset** – The y-channel output offset control. (<enabled>, <range>), where
 - <enabled> A boolean enabling/disabling the output offset.
 - <range> The range of the offset, an integer between -30000 and 30000 corresponding to +/- 300%.
- **xy** – X and Y-channel output with the following format (<x>, <y>). (read only)
- **r** – The signal magnitude, as float. (read only)
- **theta** – The signal phase, as float. (read only)
- **r_theta** – The magnitude and the signal phase. (<r>, <theta>). (read only)

- **reference_phase** – The phase of the reference signal, a float ranging from -360 to 360 corresponding to the angle in degrees with a resolution of mili degree.
- **harmonic** – The reference harmonic mode, an integer between 1 and 128 corresponding to the first to 127 harmonics.
- **slope** – The output lowpass filter slope in dB/octave, either ‘6 dB’, ‘12 dB’, ‘18 dB’ or ‘24 dB’.

Note: If `attr:noise_measurement` or `fastmode` is enabled, only ‘6 dB’ and ‘12 dB’ are valid.

- **time_constant** – The filter time constant. See [TIME_CONSTANT](#) for proper values.

Note: If `noise_measurement` is enabled, only ‘500 us’, ‘1 ms’, ‘2 ms’, ‘5 ms’ and ‘10 ms’ are valid.

- **sensitivity** – The full-scale sensitivity. The valid entries depend on the current mode. See [sensitivity](#) for valid entries.

auto_offset()

Triggers the auto offset mode.

auto_phase()

Triggers the auto phase mode.

auto_sensitivity()

Triggers the auto sensitivity mode.

When the auto sensitivity mode is triggered, the SR7225 adjusts the sensitivity so that the signal magnitude lies in between 30% and 90% of the full scale sensitivity.

sensitivity

class `slave.signal_recovery.sr7230.DigitalPort` (*transport, protocol*)

Bases: `slave.driver.Driver`

The digital port configuration.

Variables

- **output** – Defines which ports are configured as outputs.
- **value** – Reads the bit state of all lines but writes only to output lines.

DIGITAL_OUTPUT = {0: u'D0', 1: u'D1', 2: u'D2', 3: u'D3', 4: u'D4', 5: u'D5', 6: u'D6', 7: u'D7'}

class `slave.signal_recovery.sr7230.Equation` (*transport, protocol, idx*)

Bases: `slave.driver.Driver`

The equation commands.

An equation is defined as:

$$\frac{(A \ +/- \ B) * C}{D}$$

Variables

- **value** – The value of the equation calculation. (read only)
- **define** – A tuple defining the equation parameter; (<A>, <op>, , <C>, <D>) where

- *<op>* is either '+' or '-'.
- *<A>*, **, *<C>*, *<D>* is one of *INPUT*.
- **c1** – Equation constant c1, a float in the range -30. to 30.
- **c2** – Equation constant c2, a float in the range -30. to 30.

INPUT = [u'x1', u'y1', u'r', u'theta', u'adc1', u'adc2', u'adc3', u'adc4', u'c1', u'c2', u'0', u'1', u'frequency', u'oscillator']

class `slave.signal_recovery.sr7230.FastBuffer` (*transport*, *protocol*)
 Bases: `slave.driver.Driver`

Represents the fast curve buffer command group.

The fast curve buffer is similar to the `StandardBuffer`. It is less flexible but allows for the fastest data acquisition rate.

Variables

- **length** – The length of the fast curve buffer, at most 100000 can be stored.
- **enabled** – A boolean flag enabling/disabling the fast curve buffer.

Note: Enabling the fast curve buffer disables the standard curve buffer.

- **storage_interval** – The storage interval in microseconds. The smallest value is 1.

KEYS = [u'x', u'y', u'demod1', u'adc1', u'adc2', u'x2', u'y2', u'demod2']

class `slave.signal_recovery.sr7230.FrequencyModulation` (*transport*, *protocol*, *option=None*)
 Bases: `slave.driver.Driver`

Represents the frequency modulation commands.

Variables

- **center_frequency** (*float*) – The center frequency of the oscillator frequency modulation. A float in the range 0. to 120e3 (250e3 if 250 kHz option is installed).
- **center_voltage** (*float*) – The center voltage of the oscillator frequency modulation. A float in the range -10 to 10.
- **filter** (*int*) – The amplitude modulation filter control. An integer in the range 0 - 10, where 0 is the widest bandwidth and 10 is the lowest.
- **span_frequency** (*float*) – The oscillator frequency modulation span frequency. A float in the range 0 up to 60e3 (125e3 if 250kHz option is installed).
- **span_voltage** (*float*) – The oscillator frequency modulation span voltage. A float in the range -10 to 10.

Note: The center frequency must be larger than the span frequency. Invalid values raise a *ValueError*.

center_frequency

span_frequency

class `slave.signal_recovery.sr7230.SR7230` (*transport*, *option=None*)
 Bases: `slave.driver.Driver`

Represents a Signal Recovery SR7230 lock-in amplifier.

Parameters

- **transport** – A transport object.
- **option** – Specifies if an optional card is installed. Valid are *None* or ‘250kHz’. This changes some frequency related limits.

Signal Channel

Variables

- **current_mode** – The current mode, either ‘off’, ‘high bandwidth’ or ‘low noise’.
- **voltage_mode** – The voltage mode, either ‘test’, ‘A’, ‘-B’ or ‘A-B’. The ‘test’ mode corresponds to both inputs grounded.
- **demodulator_source** – It sets the source of the signal for the second stage demodulators in dual reference mode. Valid are ‘main’, ‘adc1’ and ‘tandem’.

value	description
‘main’	The main signal channel adc is used.
‘adc1’	The rear pannel auxiliary input adc1 is used as source.
‘tandem’	The demodulator 1 X-channel output is used as source.

- **fet** – The voltage mode input device control. Valid entries are ‘bipolar’ and ‘fet’, where
 - ‘bipolar’ is a bipolar device with 10kOhm input impedance. It allows for the lowest possible voltage noise.

Note: It is not possible to use bipolar and ac coupling together.

- ‘fet’ 10MOhm input impedance. It is the default setting.
- **shield** – The input connector shield grounding mode. Valid entries are ‘ground’ and ‘float’.
- **coupling** – The input connector coupling, either ‘ac’ or ‘dc’.
- **sensitivity** – The full-scale sensitivity. The valid entries depend on the current mode.

'off'	'high bandwidth'	'low noise'
'10 nV'	'10 fA'	—
'20 nV'	'20 fA'	—
'50 nV'	'50 fA'	—
'100 nV'	'100 fA'	—
'200 nV'	'200 fA'	'2 fA'
'500 nV'	'500 fA'	'5 fA'
'1 uV'	'1 pA'	'10 fA'
'2 uV'	'2 pA'	'20 fA'
'5 uV'	'5 pA'	'50 fA'
'10 uV'	'10 pA'	'100 fA'
'20 uV'	'20 pA'	'200 fA'
'50 uV'	'50 pA'	'500 fA'
'100 uV'	'100 pA'	'1 pA'
'200 uV'	'200 pA'	2 pA'
'500 uV'	'500 pA'	'5 pA'
'1 mV'	'1 nA'	'10 pA'
'2 mV'	'2 nA'	'20 pA'
'5 mV'	'5 nA'	'50 pA'
'10 mV'	'10 nA'	'100 pA'
'20 mV'	'20 nA'	'200 pA'
'50 mV'	'50 nA'	'500 pA'
'100 mV'	'100 nA'	'1 nA'
'200 mV'	'200 nA'	'2 nA'
'500 mV'	'500 nA'	'5 nA'
'1 V'	'1 uA'	'10 nA'

- **ac_gain** – The gain of the signal channel amplifier. See [SR7230.AC_GAIN](#) for valid values.
- **ac_gain_auto** – A boolean corresponding to the ac gain automatic mode. It is *False* if the ac_gain is under manual control, and *True* otherwise.
- **line_filter** – The line filter configuration. (*<filter>*, *<frequency>*), where
 - *<filter>* Is the filter mode. Valid entries are 'off', 'notch', 'double' or 'both'.
 - *<frequency>* Is the notch filter center frequency, either '60Hz' or '50Hz'.

Reference channel

Variables

- **reference_mode** – The instruments reference mode. Valid are 'single', 'dual harmonic' and 'dual reference'.
- **reference** – The reference input mode, either 'internal', 'ttl' or 'analog'.
- **internal_reference_channel** – In dual reference mode, selects the reference channel, which is operated in internal reference mode. Valid are 'ch1' or 'ch2'.
- **harmonic** – The reference harmonic mode, an integer between 1 and 128 corresponding to the first to 127 harmonics.
- **trigger_output** – Set's the rear pannel trigger output.

Value	Description
'curve'	A trigger signal is generated by curve buffer triggering
'reference'	A ttl signal at the reference frequency

- **reference_phase** – The phase of the reference signal, a float ranging from -360 to 360 corresponding to the angle in degrees with a resolution of mili degree.
- **reference_frequency** – A float corresponding to the reference frequency in Hz. (read only)

Note: If *reference* is not 'internal' the reference frequency value is zero if the reference channel is unlocked.

- **virtual_reference** – A boolean enabling/disabling the virtual reference mode.

Signal Channel Output Filters

Variables

- **noise_measurement** – A boolean representing the noise measurement mode.
- **noise_buffer_length** – The length of the noise buffer in seconds. Valid are 'off', '1 s', '2 s', '3 s' and '4 s'.
- **time_constant** – The filter time constant. See *TIME_CONSTANT* for valid values.

Note: If *noise_measurement* is enabled, only '500 us', '1 ms', '2 ms', '5 ms' and '10 ms' are valid.

- **sync** – A boolean value, representing the state of the synchronous time constant mode.
- **slope** – The output lowpass filter slope in dB/octave, either '6 dB', '12 dB', '18 dB' or '24 dB'.

Note: If *:attr:noise_measurement* or *fastmode* is enabled, only '6 dB' and '12 dB' are valid.

Signal Channel Output Amplifiers

Variables

- **x_offset** – The x-channel output offset control. (*<enabled>*, *<range>*), where
 - *<enabled>* A boolean enabling/disabling the output offset.
 - *<range>* The range of the offset, an integer between -30000 and 30000 corresponding to +/- 300%.
- **y_offset** – The y-channel output offset control. (*<enabled>*, *<range>*), where
 - *<enabled>* A boolean enabling/disabling the output offset.
 - *<range>* The range of the offset, an integer between -30000 and 30000 corresponding to +/- 300%.
- **expand** – The expansion control, either 'off', 'x', 'y' or 'both'.

- **fastmode** – Enables/disables the fastmode of the output filter. In normal mode (*False*), the instruments analog outputs are derived from the output processor. The update rate is 1 kHz.

In fastmode, the analog outputs are derived directly from the core FPGA running the demodulator algorithms. This increases the update rate to 1 Mhz for time constants 10 us to 500 ms. It remains at 1 kHz for longer time constants.

Instrument outputs

Variables

- **x** – A float representing the X-channel output in either volt or ampere. (read only)
- **y** – A float representing the Y-channel output in either volt or ampere. (read only)
- **xy** – X and Y-channel output with the following format (<x>, <y>). (read only)
- **r** – The signal magnitude, as float. (read only)
- **theta** – The signal phase, as float. (read only)
- **r_theta** – The magnitude and the signal phase. (<r>, <theta>). (read only)
- **ratio** – The ratio equivalent to X/ADC1. (read only)
- **log_ratio** – The ratio equivalent to log(X/ADC1). (read only)
- **noise** – The square root of the noise spectral density measured at the Y channel output. (read only)
- **noise_bandwidth** – The noise bandwidth. (read only)
- **noise_output** – The noise output, the mean absolute value of the Y channel. (read only)
- **equation** – The equation configuration, a list of two *Equation* instances.

Internal oscillator

Variables

- **amplitude** – A float between 0. and 5. representing the oscillator amplitude in V rms.
- **amplitude_start** – Amplitude sweep start value.
- **amplitude_stop** – Amplitude sweep end value.
- **amplitude_step** – Amplitude sweep amplitude step.
- **frequency** – The oscillator frequency in Hz. Valid entries are 0. to 1.2e5 and a resolution of 1e-3 Hz.
- **frequency_start** – The frequency sweep start value.
- **frequency_stop** – The frequency sweep stop value.
- **frequency_step** – The frequency sweep step size and sweep type. (<step>, <mode>), where
 - <step> The step size in Hz.
 - <mode> The sweep mode, either ‘log’, ‘linear’ or ‘seek’. In ‘seek’ mode the sweep stops automatically when the signal magnitude exceeds 50% of full scale. It’s most commonly used to set up virtual reference mode.

- **sweep_rate** – The frequency and amplitude sweep step rate in time per step in seconds. Valid entries are 0.001 to 1000. with a resolution of 0.001.
- **modulation** – The state of the oscillator amplitude/frequency modulation. Valid are *False*, ‘amplitude’ and ‘frequency’.
- **amplitude_modulation** – The amplitude modulation commands, an instance of *AmplitudeModulation*.
- **frequency_modulation** – The frequency modulation commands, an instance of *FrequencyModulation*.

Analog Outputs

Variables **dac** – A sequence of four *DAC* instances, representing all four analog output.

Digital I/O

Variables **digital_ports** – The digital port configuration, an instance of *DigitalPort*.

Auxiliary Inputs

Variables

- **aux** – A *CommandSequence* instance, providing access to all four analog to digital input channel voltage readings. E.g.:

```
# prints voltage reading of first aux input channel.  
print(sr7230.aux[0])
```

- **aux_trigger_mode** – The trigger modes of the auxiliary input channels. Valid are ‘internal’, ‘external’, ‘burst’ and ‘fast burst’

mode	description
‘internal’	The internal
‘external’	The ADC TRIG IN connector is used to trigger readings.
‘burst’	Allows sampling rates of 40 kHz, but only ADC1 and ADC2 can be used.
‘fast burst’	Sampling rates up to 200 kHz are possible, but only ADC1 can be used.

Output Data Curve Buffer

Variables

- **acquisition_status** – The state of the curve acquisition. A tuple corresponding to (<state>, <sweeps>, <status byte>, <points>), where
 - <state> is the curve acquisition state. Possible values are

Value	Description
'off'	No curve acquisition in progress.
'on'	Curve acquisition via <code>SR7230.take_data()</code> in progress.
'continuous'	Curve acquisition via <code>take_data_continuously()</code> in progress.
'halted'	Curve acquisition via <code>SR7230.take_data()</code> in progress but halted.
'continuous halted'	Curve acquisition via <code>take_data_continuously()</code> in progress but halted.
'fast acquisition complete'	Set when the fast curve acquisition is complete and the data is ready to be transfered into the Lock-In's internal memory.

- `<sweeps>` the number of sweeps acquired.
- `<status byte>` the status byte, see `SR7230.status_byte`.
- `<points>` The number of points acquired.
- **fast_buffer** – An instance of `FastBuffer`, representing the fast curve buffer related commands.
- **standard_buffer** – An instance of `FastBuffer`, representing the fast curve buffer related commands.
- **trigger_output_event** – Defines when a trigger output is generated, while buffer acquisition is running and `SR7230.trigger_output` is set to 'curve'.

Value	Description
'curve'	A trigger is generated once per curve.
'point'	A trigger is generated once per point.

- **trigger_output_polarity** – The polarity of the trigger output. Valid are 'rising', 'falling'.

Computer Interfaces

Variables

- **baudrate** – The baudrate of the rs232 interface. See `BAUDRATE` for valid values.
- **delimiter** – The data delimiter. See `DELIMITER` for valid values.

Note: In normal operation, there is no need to change the delimiter because the communication is handled by the protocol. If the delimiter is changed, the `msg_data_sep` and `resp_data_sep` values of the protocol must be changed manually.

- **status** – The status byte. (read only)
- **overload_status** – The overload status. (read only)
- **ip_address** – Four integer values representing the ip address. E.g. 169.254.0.10 would translate to a tuple (169, 254, 0, 10)

Note: Setting the IP address sets the gateway and subnet mask to a default value. If non default values are required set them afterwards.

- **subnet_mask** – A tuple of four ints representing the subnet mask.

- **gateway_address** – A tuple of four ints representing the gateway address.

Instrument Identification

Variables

- **identification** – The model number 7230. (read only)
- **version** – The firmware version. (read only)
- **date** – The last calibration date. (read only)
- **name** – The name of the lock-in amplifier, a string with up to 64 chars.

Dual Mode

In dual reference mode, two demodulator stages are used instead of one. The standard commands such as `x`, `y` or `sensitivity` won't work. To access the parameters of the two stages use the `demod` attribute instead. E.g.:

```
# Set lockin into dual reference mode.
sr7230.reference_mode = 'dual'
# get x value of first demod stage (zero index based).
x = sr7230.demod[0].x
# set the sensitivity of the second demod stage.
sr7230.demod[1].sensitivity = '50 nV'
```

Variables `demod` – A tuple of two *Demodulator* instances. The first with index 0 represents the first demodulator, the second item with index 1 represents the second demodulator.

$$\text{ACQUISITION_STATUS} = \{ \text{u'on': u'1', u'off': u'0', u'continuous': u'2', u'halted': u'3', u'fast acquisition complete': u'4'}$$

AC_GAIN = [u'0 dB', u'6 dB', u'12 dB', u'18 dB', u'24 dB', u'30 dB', u'36 dB', u'42 dB', u'48 dB', u'54 dB', u'60 dB', u'

BAUDRATE = [75, 110, 134.5, 150, 300, 600, 1200, 1800, 2000, 2400, 4800, 9600, 19200, 38400]

DELIMITER = [u'\r', u' ', u'!', u'",', u'\$', u'%', u'&', u'"""', u'(', u')', u'*', u'+', u',', u'-', u':', u'/', u'0', u'1', u'2', u'3']

OVERLOAD_BYTE = {0: u'x1', 1: u'y1', 2: u'x2', 3: u'y2', 4: u'adc1', 5: u'adc2', 6: u'adc3', 7: u'adc4'}

SENSITIVITY

SENSITIVITY_CURRENT_HIGHBW = [u'10 fA', u'20 fA', u'50 fA', u'100 fA', u'200 fA', u'500 fA', u'1 pA', u'2 pA', u'5 pA']

SENSITIVITY_CURRENT_LOWNOISE = [u'2 fA', u'5 fA', u'10 fA', u'20 fA', u'50 fA', u'100 fA', u'200 fA', u'500 fA', u'1

SENSITIVITY_VOLTAGE = [u'10 nV', u'20 nV', u'50 nV', u'100 nV', u'200 nV', u'500 nV', u'1 uV', u'2 uV', u'5 uV', u

STATUS_BYTE = {0: u'command complete', 1: u'invalid command', 2: u'command parameter error', 3: u'reference unlo

TIME_CONSTANT = [u'10 us', u'20 us', u'50 us', u'100 us', u'200 us', u'500 us', u'1 ms', u'2 ms', u'5 ms', u'10 ms', u'20 ms']

```
auto measure()
```

Triggers the auto measure mode.

```
auto offset()
```

Triggers the auto offset mode.

auto_phase()

Triggers the auto phase mode.

auto_sensitivity()

Triggers the auto sensitivity mode.

When the auto sensitivity mode is triggered, the SR7225 adjusts the sensitivity so that the signal magnitude lies in between 30% and 90% of the full scale sensitivity.

clear_buffer()

Initialises the curve buffer and related status variables.

date**factory_defaults** (*full=False*)

Resets the device to factory defaults.

Parameters full – If *full* is *True*, all settings are returned to factory defaults, otherwise the communication settings are not changed.

halt()

Halts curve acquisition in progress.

If a sweep is linked to curve buffer acquisition it is halted as well.

i = 125**link_afsweep()**

Links dual amplitude/frequency sweep to curve buffer acquisition.

link_asweep()

Links amplitude sweep to curve buffer acquisition.

link_fsweep()

Links frequency sweep to curve buffer acquisition.

lock_ip()

Locks the ip address.

Only commands of the locked ip are accepted.

pause_afsweep()

Pauses dual frequency/amplitude sweep.

pause_asweep()

Pauses amplitude sweep.

pause_fsweep()

Pauses frequency sweep.

sensitivity**start_afsweep()**

Starts a frequency and amplitude sweep.

start_asweep (*start=None, stop=None, step=None*)

Starts a amplitude sweep.

Parameters

- **start** – Sets the start frequency.
- **stop** – Sets the target frequency.
- **step** – Sets the frequency step.

start_fsweep (*start=None, stop=None, step=None*)

Starts a frequency sweep.

Parameters

- **start** – Sets the start frequency.
- **stop** – Sets the target frequency.
- **step** – Sets the frequency step.

stop()

Stops the current sweep.

take_data()

Starts data acquisition.

take_data_continuously(*stop*)

Starts continuous data acquisition.

Parameters stop – The stop condition. Valid are ‘buffer’, ‘halt’, ‘rising’ and ‘falling’.

Value	Description
‘buffer’	Data acquisition stops when the number of point specified in <code>length</code> is acquired.
‘halt’	Data acquisition stops when the halt command is issued.
‘rising’	Data acquisition stops on the rising edge of a trigger signal.
‘falling’	Data acquisition stops on the falling edge of a trigger signal.

Note: The internal buffer is used as a circular buffer.**take_data_triggered(*trigger, edge, stop*)**

Configures data acquisition to start on various trigger conditions.

Parameters

- **trigger** – The trigger condition, either ‘curve’ or ‘point’.

Value	Description
‘curve’	Each trigger signal starts a curve acquisition.
‘point’	A point is stored for each trigger signal. The max trigger frequency in this mode is 1 kHz.

- **edge** – Defines whether a ‘rising’ or ‘falling’ edge is interpreted as a trigger signal.
- **stop** – The stop condition. Valid are ‘buffer’, ‘halt’, ‘rising’ and ‘falling’.

Value	Description
‘buffer’	Data acquisition stops when the number of point specified in <code>length</code> is acquired.
‘halt’	Data acquisition stops when the halt command is issued.
‘trigger’	Takes data for the period of a trigger event. If edge is ‘rising’ then the acquisition starts on the rising edge of the trigger signal and stops on the falling edge and vice versa

unlock_ip()

Unlocks the ip address.

update_correction()

Updates all frequency-dependant gain and phase correction parameters.

class `slave.signal_recovery.sr7230.StandardBuffer(transport, protocol)`Bases: `slave.driver.Driver`

Represents the standard buffer command group.

Variables

-
- Note:** Enabling the fast curve buffer disables the standard curve buffer.

KEYS = [u'x', u'y', u'r', u'theta', u'sensitivity', u'noise', u'ratio', u'log ratio', u'adc1', u'adc2', u'adc3', u'adc4', u'dac1',

event (*value*)

If the event curve is defined and data acquisition is running, a call to event stores the value in the event curve.

3.1.13 srs Module

The SR830 lock in amplifier is an IEEE Std. 488-2 1987 compliant device.

E.g.:

Executes the auto gain command.

auto_offset (*signal*)

Executes the auto offset command for the selected signal.

Parameters *i* – Can either be ‘X’, ‘Y’ or ‘R’.

auto_phase ()

Executes the auto phase command.

auto_reserve ()

Executes the auto reserve command.

ch1 = None

Reads the value of channel 1.

ch1_display = None

Set or query the channel 1 display settings.

ch1_output = None

Sets the channel1 output.

ch2 = None

Reads the value of channel 2.

ch2_display = None

Set or query the channel 2 display settings.

ch2_output = None

Sets the channel2 output.

clear ()

Clears all status registers.

clear_on_poweron = None

Enables or disables the clearing of the status registers on poweron.

coupling = None

Sets or queries the input coupling.

data_points = None

Queries the number of data points stored in the internal buffer.

delayed_start ()

Starts data storage after a delay of 0.5 sec.

fast_mode = None

Sets or queries the data transfer mode. .. note:

Do not use <code>:class:`~SR830.start()</code> to execute the scan, use <code>:class:`~SR830.delayed_start</code> instead.

filter = None

Sets or queries the input line notch filter status.

frequency = None

Sets or queries the internal reference frequency.

ground = None

Sets or queries the input shield grounding.

harmonic = None

Sets or queries the detection harmonic.

idn = None

Queries the device identification string

input = None

Sets or queries the input configuration.

key_click = None

Sets or queries the key click state.

output_interface = None

Sets or queries the output interface.

override_remote = None

Sets the remote mode override.

pause ()

Pauses data storage.

phase = None

Sets and queries the reference phase

r = None

Reads the value of r.

r_offset_and_expand = None

Sets or queries the x value offset and expand

recall_setup (id)

Recalls the lock-in setup from the setup buffer.

Parameters id – Represents the buffer id ($0 < \text{buffer} < 10$). If no lock-in setup is stored under this id, recalling results in an error in the hardware.

reference = None

Sets or queries the reference source

reference_trigger = None

Sets or triggers the reference trigger mode.

reserve = None

Sets or queries the dynamic reserve.

reset_buffer ()

Resets internal data buffers.

reset_configuration ()

Resets the SR830 to it's default configuration.

save_setup (id)

Saves the lock-in setup in the setup buffer.

send_mode = None

The send command sets or queries the end of buffer mode. .. note:

If loop mode is used, the data storage should be paused to avoid confusion about which point is the most recent.

sensitivity = None

Sets or queries the sensitivity in units of volt.

slope = None

Sets or queries the low-pass filter slope.

snap (*args)

Records up to 6 parameters at a time.

Parameters **args** – Specifies the values to record. Valid ones are ‘X’, ‘Y’, ‘R’, ‘theta’, ‘AuxIn1’, ‘AuxIn2’, ‘AuxIn3’, ‘AuxIn4’, ‘Ref’, ‘CH1’ and ‘CH2’. If none are given ‘X’ and ‘Y’ are used.

start ()

Starts or resumes data storage.

state = None

Queries or sets the state of the frontpanel.

sync = None

Sets or queries the synchronous filtering mode.

theta = None

Reads the value of theta.

time_constant = None

Sets or queries the time constant in seconds.

trace (*buffer, start, length=1*)

Reads the points stored in the channel buffer.

Parameters

- **buffer** – Selects the channel buffer (either 1 or 2).
- **start** – Selects the bin where the reading starts.
- **length** – The number of bins to read.

trigger ()

Emits a trigger event.

x = None

Reads the value of x.

x_offset_and_expand = None

Sets or queries the x value offset and expand.

y = None

Reads the value of y.

y_offset_and_expand = None

Sets or queries the x value offset and expand.

class `slave.srs.sr850.Cursor` (*transport, protocol*)

Bases: `slave.driver.Driver`

Represents the SR850 cursor of the active display.

Parameters

- **transport** – A transport object.
- **protocol** – A protocol object.

Note: The cursor commands are only effective if the active display is a chart display.

Variables

- **seek_mode** – The cursor seek mode, valid are ‘max’, ‘min’ and ‘mean’.
- **width** – The cursor width, valid are ‘off’, ‘narrow’, ‘wide’ and ‘spot’.

- **vertical_division** – The vertical division of the active display. Valid are 8, 10 or *None*.
- **control_mode** – The cursor control mode. Valid are ‘linked’, ‘separate’.
- **readout_mode** – The cursor readout mode. Valid are ‘delay’, ‘bin’, ‘fsweep’ and ‘time’.
- **bin** – The cursor bin position of the active display. It represents the center of the cursor region. This is not the same as the cursor readout position. To get the actual cursor location, use `Display.cursor`.

move()

Moves the cursor to the max or min position of the data, depending on the seek mode.

next_mark()

Moves the cursor to the next mark to the right.

previous_mark()

Moves the cursor to the next mark to the left.

class `slave.srs.sr850.Display`(*transport, protocol, idx*)

Bases: `slave.driver.Driver`

Represents a SR850 display.

Parameters

- **transport** – A transport object.
- **protocol** – A protocol object.
- **idx** – The display id.

Note: The SR850 will generate an error if one tries to set a parameter of an invisible display.

Variables

- **type** – The display type, either ‘polar’, ‘blank’, ‘bar’ or ‘chart’.
- **trace** – The trace number of the displayed trace.
- **range** – The displayed range, a float between 10^{-18} and 10^{18} .

Note: Only bar and chart displays are affected.

- **offset** – The display center value in units of the trace in the range 10^{-12} to 10^{12} .
- **horizontal_scale** – The display’s horizontal scale. Valid are ‘2 ms’, ‘5 ms’, ‘10 ms’, ‘20 ms’, ‘50 ms’, ‘0.1 s’, ‘0.2 s’, ‘0.5 s’, ‘1 s’, ‘2 s’, ‘5 s’, ‘10 s’, ‘20 s’, ‘50 s’, ‘1 min’, ‘100 s’, ‘2 min’, ‘200 s’, ‘5 min’, ‘500 s’, ‘10 min’, ‘1 ks’, ‘20 min’, ‘2 ks’, ‘1 h’, ‘10 ks’, ‘3 h’, ‘20 ks’, ‘50 ks’, ‘100 ks’ and ‘200 ks’.
- **bin** – The bin number at the right edge of the chart display. (read only)

Note: The selected display must be a chart display.

- **cursor** – The cursor position of this display (read only), represented by the tuple (*<horizontal>*, *<vertical>*), where
 - *<horizontal>* is the horizontal position in bin, delay, time or sweep frequency.
 - *<vertical>* is the vertical position.

```
class slave.srs.sr850.FitParameters (transport, protocol)
```

Bases: `slave.driver.Driver`

The calculated fit parameters.

Parameters

- **transport** – A transport object.
- **protocol** – A protocol object.

The meaning of the fit parameters depends on the fit function used to obtain them. These are

Function	Definition
----------	------------

line $y = a + b * (t - t0)$ exp $y = a * \exp(-(t - t0) / b) + c$ gauss $y = a * \exp(0.5 * (t / b)^2) + c$ =====
=====

Variables

- **a** – The a parameter.

Function	Meaning
linear	Vertical offset in trace units.
exp	Amplitude in trace units.
gauss	Amplitude in trace units.

- **b** – The b parameter.

Function	Meaning
linear	Slope in trace units per second.
exp	Time constant in time.
gauss	Line width in time.

- **c** – The c parameter.

Function	Meaning
linear	Unused.
exp	Vertical offset in trace units.
gauss	Vertical offset in trace units.

- **t0** – The t0 parameter.

Function	Meaning
linear	Horizontal offset in time.
exp	Horizontal offset in time.
gauss	Peak center position in time.

```
class slave.srs.sr850.Mark (transport, protocol, idx)
```

Bases: `slave.driver.Driver`

A SR850 mark.

Parameters

- **transport** – A transport object.
- **protocol** – A protocol object.
- **idx** – The mark index.

active

The active state of the mark.

Returns True if the mark is active, False otherwise.

bin

The bin index of this mark.

Returns An integer bin index or None if the mark is inactive.**label**

The label string of the mark.

Note: The label should not contain any whitespace characters.

class `slave.srs.sr850.MarkList` (*transport, protocol*)Bases: `slave.driver.Driver`

A sequence like structure holding the eight SR850 marks.

active ()

The indices of the active marks.

class `slave.srs.sr850.Output` (*transport, protocol, idx*)Bases: `slave.driver.Driver`

Represents a SR850 analog output.

Parameters

- **transport** – A transport object.
- **protocol** – A protocol object.
- **idx** – The output id.

Variables

- **mode** – The analog output mode. Valid are ‘fixed’, ‘log’ and ‘linear’.
- **voltage** – The output voltage in volt, in the range -10.5 to 10.5.
- **limits** – The output voltage limits and offset, represented by the following tuple (*<start>*, *<stop>*, *<offset>*), where
 - *<start>* is the start value of the sweep. A float between 1e-3 and 21.
 - *<stop>* is the stop value of the sweep. A float between 1e-3 and 21.
 - *<offset>* is the sweep offset value. A float between -10.5 and 10.5.

Note: If the output is in fixed mode, setting the limits will generate a lock-in internal error.

class `slave.srs.sr850.SR850` (*transport*)Bases: `slave.iec60488.IEC60488`, `slave.iec60488.PowerOn`

A Stanford Research SR850 lock-in amplifier.

Parameters **transport** – A transport object.**Reference and Phase Commands****Variables**

- **phase** – The reference phase shift. A float between -360. and 719.999 in degree.
- **reference_mode** – The reference source mode, either ‘internal’, ‘sweep’ or ‘external’.

- **frequency** – The reference frequency in Hz. A float between 0.001 and 102000.

Note: For harmonics greater than 1, the sr850 limits the max frequency to 102kHz / harmonic.

- **frequency_sweep** – The type of the frequency sweep, either ‘linear’ or ‘log’, when in ‘internal’ reference_mode.
- **start_frequency** – The start frequency of the internal frequency sweep mode. A float in the range 0.001 to 102000.
- **stop_frequency** – The stop frequency of the internal frequency sweep mode. A float in the range 0.001 to 102000.

- **reference_slope** – The reference slope in the external mode. Valid are:

‘sine’	sine zero crossing
‘rising’	TTL rising edge
‘falling’	TTL falling edge

- **harmonic** – The detection harmonic, an integer between 1 and 32767.
- **amplitude** – The amplitude of the sine output in volts. Valid entries are floats in the range 0.004 to 5.0 with a resolution of 0.002.

Reference and Phase Commands

Variables

- **input** – The input configuration, either ‘A’, ‘A-B’ or ‘I’.
- **input_gain** – The conversion gain of the current input. Valid are ‘1 MOhm’ and ‘100 MOhm’.
- **ground** – The input grounding, either ‘float’ or ‘ground’.
- **coupling** – The input coupling, either ‘AC’ or ‘DC’.
- **filter** – The input line filter configuration. Valid are ‘unfiltered’, ‘notch’, ‘2xnotch’ and ‘both’.
- **sensitivity** – The input sensitivity in volt or microamps. Valid are 2e-9, 5e-9, 10e-9, 20e-9, 50e-9, 100e-9, 200e-9, 500e-9, 1e-6, 2e-6, 5e-6, 10e-6, 20e-6, 50e-6, 100e-6, 200e-6, 500e-6, 1e-3, 2e-3, 5e-3, 10e-3, 20e-3, 50e-3, 100e-3, 200e-3, 500e-3, and 1.
- **reserve_mode** – The reserve mode configuration. Valid entries are ‘max’, ‘manual’ and ‘min’.
- **reserve** – The dynamic reserve. An Integer between 0 and 5 where 0 is the minimal reserve available.
- **time_constant** – The time constant in seconds. Valid are 10e-6, 30e-6, 100e-6, 300e-6, 1e-3, 3e-3, 10e-3, 30e-3, 100e-3, 300e-3, 1., 3., 10, 30, 100, 300, 1e3, 3e3, 10e3, and 30e3.
- **filter_slope** – The lowpass filter slope in db/oct. Valid are 6, 12, 18 and 24.
- **sync_filter** – The state of the synchronous filtering, either True or False.

Note: Synchronous filtering is only available if the detection frequency is below 200Hz

Output and Offset Commands

Variables

- **ch1_display** – The channel 1 frontpanel output source. Valid are ‘x’, ‘r’, ‘theta’, ‘trace1’, ‘trace2’, ‘trace3’ and ‘trace4’.
- **ch2_display** – The channel 2 frontpanel output source. Valid are ‘y’, ‘r’, ‘theta’, ‘trace1’, ‘trace2’, ‘trace3’ and ‘trace4’.
- **x_offset_and_expand** – The output offset and expand of the x quantity. A tuple (<offset>, <expand>), where
 - <offset> the offset in percent, in the range -105.0 to 105.0.
 - <expand> the expand in the range 1 to 256.
- **y_offset_and_expand** – The output offset and expand of the y quantity. A tuple (<offset>, <expand>), where
 - <offset> the offset in percent, in the range -105.0 to 105.0.
 - <expand> the expand in the range 1 to 256.
- **r_offset_and_expand** – The output offset and expand of the r quantity. A tuple (<offset>, <expand>), where
 - <offset> the offset in percent, in the range -105.0 to 105.0.
 - <expand> the expand in the range 1 to 256.

Trace and Scan Commands

Variables

- **traces** – A sequence of four *Trace* instances.
- **scan_sample_rate** – The scan sample rate, valid are 62.5e-3, 125e-3, 250e-3, 500e-3, 1, 2, 4, 8, 16, 32, 64, 128, 256, 512 in Hz or ‘trigger’.
- **scan_length** – The scan length in seconds. It will be set to the closest possible time. The minimal scan time is 1.0 seconds. The maximal scan time is determined by the scanning sample rate and the number of stored traces.

Traces	Buffer Size
1	64000
2	32000
3	48000
4	16000

- **scan_mode** – The scan mode, valid are ‘shot’ or ‘loop’.

Display and Scale Commands

Variables

- **active_display** – Sets the active display. Valid are ‘full’, ‘top’ or ‘bottom’.
- **selected_display** – Selects the active display, either ‘top’ or ‘bottom’. If the active display ‘full’ it is already selected.

- **screen_format** – Selects the screen format. Valid are
 - ‘single’, The complete screen is used.
 - ‘dual’, A up/down split view is used.
- **monitor_display** – The monitor display mode, valid are ‘settings’ and ‘input/output’.
- **full_display** – An instance of *Display*, representing the full display.
- **top_display** – An instance of *Display*, representing the top display.
- **bottom_display** – An instance of *Display*, representing the bottom display.

Cursor Commands

Variables **cursor** – The cursor of the active display, an instance of *Cursor*.

Aux Input and Output Commands

Variables

- **aux_input** – A sequence of four read only items representing the aux inputs in volts.
- **aux_output** – A sequence of four *Output* instances, representing the analog outputs.
- **start_on_trigger** (*bool*) – If start on trigger is True, a trigger signal will start the scan.

Variables **marks** – An instance of *MarkList*, a sequence like structure giving access to the SR850 marks.

Math Commands

Variables

- **math_operation** – Sets the math operation used by the *calculate()* operation. Valid are ‘+’, ‘-’, ‘*’, ‘/’, ‘sin’, ‘cos’, ‘tan’, ‘sqrt’, ‘^2’, ‘log’ and ‘10^x’.
- **math_argument_type** – The argument type used in the *calculate()* method, either ‘trace’ or ‘constant’.
- **math_constant** (*float*) – Specifies the constant value used by the *calculate()* operation if the *math_argument_type* is set to ‘constant’.
- **math_trace_argument** – Specifies the trace number used by the *calculate()* operation if the *math_argument_type* is set to ‘trace’.
- **fit_function** – The function used to fit the data, either ‘linear’, ‘exp’ or ‘gauss’.
- **fit_params** – An instance of *FitParameter* used to access the fit parameters.
- **statistics** – An instance of *Statistics* used to access the results of the statistics calculation.

Store and Recall File Commands

Variables `filename` – The active filename.

Warning: The SR850 supports filenames with up to eight characters and an optional extension with up to three characters. The filename must be in the DOS format. Slave does not validate this yet.

Setup Commands

Variables

- **interface** – The communication interface in use, either ‘rs232’ or ‘gpib’.
- **override_remote** (*bool*) – The gpib remote override mode.
- **key_click** (*bool*) – Enables/disables the key click.
- **alarm** (*bool*) – Enables/disables the alarm.
- **hours** (*int*) – The hours of the internal clock. An integer in the range 0 - 23.
- **minutes** (*int*) – The minutes of the internal clock. An integer in the range 0 - 59.
- **seconds** (*int*) – The seconds of the internal clock. An integer in the range 0 - 59.
- **days** (*int*) – The days of the internal clock. An integer in the range 1 - 31.
- **month** (*int*) – The month of the internal clock. An integer in the range 1 - 12.
- **years** (*int*) – The year of the internal clock. An integer in the range 0 - 99.
- **plotter_mode** – The plotter mode, either ‘rs232’ or ‘gpib’.
- **plotter_baud_rate** – The rs232 plotter baud rate.
- **plotter_address** – The gpib plotter address, an integer between 0 and 30.
- **plotting_speed** – The plotting speed mode, either ‘fast’ or ‘slow’.
- **trace_pen_number** (*int*) – The trace pen number in the range 1 to 6.
- **grid_pen_number** (*int*) – The grid pen number in the range 1 to 6.
- **alphanumeric_pen_number** (*int*) – The alphanumeric pen number in the range 1 to 6.
- **cursor_pen_number** (*int*) – The cursor pen number in the range 1 to 6.
- **printer** – The printer type. Valid are ‘epson’, ‘hp’ and ‘file’.

Data Transfer Commands

Variables

- **x** (*float*) – The in-phase signal in volt (read only).
- **y** (*float*) – The out-of-phase signal in volt (read only).
- **r** (*float*) – The amplitude signal in volt (read only).
- **theta** (*float*) – The in-phase signal in degree (read only).

- **`fast_mode`** – The fast mode. When enabled, data is automatically transmitted over the gpib interface. Valid are ‘off’, ‘dos’ or ‘windows’.

Note: Use `SR850.start()` with `delay=True` to start the scan.

Warning: When enabled, the user is responsible for reading the transmitted values himself.

Interface Commands

Variables `access` – The frontpanel access mode.

Value	Description
‘local’	Frontpanel operation is allowed.
‘re-remote’	Frontpanel operation is locked out except the <i>HELP</i> key. It returns the lock-in into the local state.
‘lock-out’	All frontpanel operation is locked out.

Status Reporting Commands

Variables

- **`status`** – The status byte register, a dictionary with the following entries

Key	Description
SCN	No scan in progress.
IFC	No command execution in progress.
ERR	An enabled bit in the error status byte has been set.
LIA	An enabled bit in the LIA status byte has been set.
MAV	The message available byte.
ESB	An enabled bit in the event status byte has been set.
SRQ	A service request has occurred.

- **`event_status`** – The event status register, a dictionary with the following keys:

Key	Description
‘INP’	An input queue overflow occurred.
‘QRY’	An output queue overflow occurred.
‘EXE’	A command execution error occurred.
‘CMD’	Received an illegal command.
‘URQ’	A key press or knob rotation occurred.
‘PON’	Set by power on.

If any bit is *True* and enabled, the ‘ESB’ bit in the `status` is set to *True*.

- **`event_status_enable`** – The event status enable register. It has the same keys as `SR850.event_status`.
- **`error_status`** – The event status register, a dictionary with the following keys

Key	Description
'print/plot error'	A printing/plotting error occurred.
'backup error'	Battery backup failed.
'ram error'	Ram memory test failed.
'disk error'	A disk or file operation failed.
'rom error'	Rom memory test failed.
'gpib error'	GPiB fast data transfer aborted.
'dsp error'	DSP test failed.
'math error'	Internal math error occurred.

If any bit is *True* and enabled, the 'ERR' bit in the `status` is set to *True*.

- **error_status_enable** – The error status enable register. It has the same keys as `SR850.error_status`.
- **lia_status** – The LIA status register, a dictionary with the following keys

Key	Description
'input overload'	An input or reserve overload occurred.
'filter overload'	A filter overload occurred.
'output overload'	A output overload occurred.
'reference unlock'	A reference unlock is detected.
'detection freq change'	The detection frequency changed its range.
'time constant change'	The time constant changed indirectly, either by changing the frequency range, dynamic reserve or filter slope.
'triggered'	A trigger event occurred.
'plot'	Completed a plot.

LIA_BYTE = {0: u'input overload', 1: u'filter overload', 2: u'output overload', 3: u'reference unlock', 4: u'detection freq

auto_gain()

Performs a auto gain action.

auto_offset(quantity)

Automatically offsets the given quantity.

Parameters quantity – The quantity to offset, either 'x', 'y' or 'r'

auto_phase()

Automatically selects the best matching phase.

auto_reserve()

Automatically selects the best dynamic reserve.

auto_scale()

Autoscales the active display.

Note: Just Bar and Chart displays are affected.

calculate(operation=None, trace=None, constant=None, type=None)

Starts the calculation.

The calculation operates on the trace graphed in the active display. The math operation is defined by the `math_operation`, the second argument by the `math_argument_type`.

For convenience, the operation and the second argument, can be specified via the parameters

Parameters

- **operation** – Set's the math operation if not *None*. See `math_operation` for details.
- **trace** – If the trace argument is used, it sets the `math_trace_argument` to it and sets the `math_argument_type` to 'trace'
- **constant** – If constant is not *None*, the `math_argument_type` is set to 'constant'
- **type** – If type is not *None*, the `math_argument_type` is set to this value.

E.g. instead of:

```
lockin.math_operation = '*'
lockin.math_argument_type = 'constant'
lockin.math_constant = 1.337
lockin.calculate()
```

one can write:

```
lockin.calculate(operation='*', constant=1.337)
```

Note: Do not use trace, constant and type together.

Note: The calculation takes some time. Check the status byte to see when the operation is done. A running scan will be paused until the operation is complete.

Warning: The SR850 will generate an error if the active display trace is not stored when the command is executed.

`calculate_statistics(start, stop)`

Starts the statistics calculation.

Parameters

- **start** – The left limit of the time window in percent.
- **stop** – The right limit of the time window in percent.

Note: The calculation takes some time. Check the status byte to see when the operation is done. A running scan will be paused until the operation is complete.

Warning: The SR850 will generate an error if the active display trace is not stored when the command is executed.

`delete_mark()`

Deletes the nearest mark to the left.

`fit(range, function=None)`

Fits a function to the active display's data trace within a specified range of the time window.

E.g.:

```
# Fit's a gaussian to the first 30% of the time window.
lockin.fit(range=(0, 30), function='gauss')
```

Parameters

- **start** – The left limit of the time window in percent.
- **stop** – The right limit of the time window in percent.
- **function** – The function used to fit the data, either 'line', 'exp', 'gauss' or None, the default. The configured fit function is left unchanged if function is None.

Note: Fitting takes some time. Check the status byte to see when the operation is done. A running scan will be paused until the fitting is complete.

Warning: The SR850 will generate an error if the active display trace is not stored when the fit command is executed.

pause()

Pauses a scan and all sweeps in progress.

place_mark()

Places a mark in the data buffer at the next sample.

Note: This has no effect if no scan is running.

plot_all()

Generates a plot of all data displays.

plot_cursors()

Generates a plot of the enabled cursors.

plot_trace()

Generates a plot of the data trace.

print_screen()

Prints the screen display with an attached printer.

recall(mode=u'all')

Recalls from the file specified by `filename`.

Parameters mode – Specifies the recall mode.

Value	Description
'all'	Recalls the active display's data trace, the trace definition and the instrument state.
'state'	Recalls the instrument state.

reset_scan()

Resets a scan.

Warning: This will erase the data buffer.

save(mode=u'all')

Saves to the file specified by `filename`.

Parameters mode – Defines what to save.

Value	Description
'all'	Saves the active display's data trace, the trace definition and the instrument state.
'data'	Saves the active display's data trace.
'state'	Saves the instrument state.

smooth (*window*)

Smooths the active display's data trace within the time window of the active chart display.

Parameters **window** – The smoothing window in points. Valid are 5, 11, 17, 21 and 25.

Note: Smoothing takes some time. Check the status byte to see when the operation is done. A running scan will be paused until the smoothing is complete.

Warning: The SR850 will generate an error if the active display trace is not stored when the smooth command is executed.

snap (**args*)

Records multiple values at once.

It takes two to six arguments specifying which values should be recorded together. Valid arguments are 'x', 'y', 'r', 'theta', 'aux1', 'aux2', 'aux3', 'aux4', 'frequency', 'trace1', 'trace2', 'trace3' and 'trace4'.

snap is faster since it avoids communication overhead. 'x' and 'y' are recorded together, as well as 'r' and 'theta'. Between these pairs, there is a delay of approximately 10 us. 'aux1', 'aux2', 'aux3' and 'aux4' have an uncertainty of up to 32 us. It takes at least 40 ms or a period to calculate the frequency.

E.g.:

```
lockin.snap('x', 'theta', 'trace3')
```

start (*delay=False*)

Starts or resumes a scan.

Parameters **delay** (*bool*) – If *True*, starts the scan with a delay of 0.5 seconds.

Note: It has no effect if the scan is already running.

class `slave.srs.sr850.Statistics` (*transport, protocol*)

Bases: `slave.driver.Driver`

Provides access to the results of the statistics calculation.

Parameters

- **transport** – A transport object.
- **protocol** – A protocol object.

Variables

- **mean** – The mean value.
- **standard_deviation** – The standard deviation.
- **total_data** – The sum of all the data points within the range.
- **time_delta** – The time delta of the range.

class `slave.srs.sr850.Trace` (*transport, protocol, idx*)

Bases: `slave.driver.Driver`

Represents a SR850 trace.

Parameters

- **transport** – A transport object.
- **protocol** – A protocol object.

- **idx** – The trace id.

Variables

- **value** (*float*) – The value of the trace (read only).
- **traces** – A sequence of four traces represented by the following tuple (*<a>*, **, *<c>*, *<store>*) where
 - *<a>*, **, *<c>* define the trace which is calculated as $\langle a \rangle * \langle b \rangle / \langle c \rangle$. Each one of them is one of the following quantities ‘1’, ‘x’, ‘y’, ‘r’, ‘theta’, ‘xn’, ‘yn’, ‘rn’, ‘A11’, ‘A12’, ‘A13’, ‘A14’, ‘F’, ‘x**2’, ‘y**2’, ‘r**2’, ‘theta**2’, ‘xn**2’, ‘yn**2’, ‘rn**2’, ‘A11**2’, ‘A12**2’, ‘A13**2’, ‘A14**2’ or ‘F**2’
 - *<store>* is a boolean defining if the trace is stored.

Traces support a subset of the slicing notation. To get the number of points stored, use the builtin `len()` method. E.g.:

```
# get point at bin 17.
print trace[17]
# get point 17, 18 and 19
print trace[17:20]
```

If the upper bound exceeds the number of store points, an internal lock-in error is generated.

3.1.14 types Module

Contains the type factory classes used to load and dump values to string.

The type module contains several type classes used by the *Command* class to load and dump values. These are

Single types:

- *Boolean*
- *Integer*
- *Float*
- *Enum*
- *Register*
- *String*
- *Mapping*
- *Set*

Composite types:

- *Stream*

Custom Types

The *Command* class needs an object with three methods:

- `load(value)()`, takes the value and returns the userspace representation.
- `dump(value)()`, returns the device space representation of value.
- `simulate()`, generates a valid user space value.

The abstract `Type` class implements this interface but most of the time it is sufficient to inherit from `SingleType`. `SingleType` provides a default implementation, as well as three hooks to modify the behaviour.

class `slave.types.Boolean` (*fmt=None*)

Bases: `slave.types.SingleType`

Represents a Boolean type.

Parameters *fmt* – Boolean uses a default format string of `'{0:d}'`. This means `True` will get serialized to `'1'` and `False` to `'0'`.

simulate ()

class `slave.types.Enum` (**args, **kw*)

Bases: `slave.types.Mapping`

Represents a one to one mapping to an integer range.

load (*value*)

class `slave.types.Float` (*min=None, max=None, *args, **kw*)

Bases: `slave.types.Range`

Represents a floating point type.

simulate ()

class `slave.types.Integer` (*min=None, max=None, *args, **kw*)

Bases: `slave.types.Range`

Represents an integer type.

simulate ()

Generates a random integer in the available range.

class `slave.types.Mapping` (*mapping*)

Bases: `slave.types.SingleType`

Represents a one to one mapping of keys and values.

The Mapping represents a one to one mapping of keys and values. The keys represent the value on the user side, and the values represent the value on the instrument side, e.g:

```
type_ = Mapping({'UserValue': 'DeviceValue'})
print type_.load('DeviceValue') # prints 'UserValue'
print type_.dump('UserValue')  # prints 'DeviceValue'
```

Note:

- 1.Keys do not need to be strings, they just need to be hashable.
 - 2.Values will be converted to strings using `str()`.
-

load (*value*)

simulate ()

Returns a randomly chosen key of the mapping.

class `slave.types.Range` (*min=None, max=None, *args, **kw*)

Bases: `slave.types.SingleType`

Abstract base class for types representing ranges.

Parameters

- **min** – The minimal included value.
- **max** – The maximal included value.

The Range base class extends the *SingleType* class with a range checking validation.

class `slave.types.Register(mapping)`
 Bases: `slave.types.SingleType`

Represents a binary register, where bits are mapped to a key.

Parameters `mapping` – The mapping defines the mapping between bits and keys, e.g.

```
mapping = {
    0: 'First bit',
    1: 'Second bit',
}
reg = Register(mapping)
```

load(*value*)

simulate()

Returns a dictionary representing the mapped register with random values.

class `slave.types.Set(*args, **kw)`
 Bases: `slave.types.Mapping`

Represents a one to one mapping of each value to its string representation.

class `slave.types.SingleType(fmt=None)`
 Bases: `slave.types.Type`

A simple yet easily customizable implementation of the Type interface

Parameters `fmt` – A format string used in `__serialize__()` to convert the value to string.
 Advanced string formatting syntax is used. Default: `{0}`

The SingleType provides a default implementation of the *Type* interface. It provides three hooks to modify it's behavior.

- `__convert__()`
- `__serialize__()`
- `__validate__()`

Only `__convert__()` is required. It should convert the value to the represented python type. Both `__serialize__()` and `__validate__()` have a default implementation, which can be overwritten to provide custom behaviour.

dump(*value*)

Dumps the value to string.

Returns Returns the stringified version of the value.

Raises `TypeError`, `ValueError`

load(*value*)

Create the value from a string.

Returns The value loaded from a string.

Raises `TypeError`

```
class slave.types.Stream(*types)
    Bases: future.types.newobject.newobject
```

A type container for a variable number of types.

Parameters *args* – A sequence of types.

The *Stream* class is a type container for variable numbers of types. Let's say a command returns the content of an internal buffer which can contain a variable number of Floats. The corresponding slave command could look like this:

```
Command('QRY?', 'WRT', Stream(Float))
```

A command of alternating floats and integers is therefore written as:

```
Command('QRY?', 'WRT', Stream(Float, Integer))
```

```
simulate()
    Simulates a stream of types.
```

```
class slave.types.String(min=None, max=None, *args, **kw)
    Bases: slave.types.SingleType
```

Represents a string type.

Parameters

- **min** – Minimum number of characters required.
- **max** – Maximum number of characters allowed.

```
simulate()
    Returns a randomly constructed string.
```

Simulate randomly constructs a string with a length between min and max. If min is not present, a minimum length of 1 is assumed, if max is not present a maximum length of 10 is used.

```
class slave.types.Type
    Bases: future.types.newobject.newobject
```

The type class defines the interface for all type factory classes.

```
dump(value)
```

```
load(value)
```

```
simulate()
    Return a valid, randomly calculated value.
```

Indices and tables

- `genindex`
- `modindex`
- `search`

S

- slave, [15](#)
- slave.cryomagnetics, [23](#)
- slave.cryomagnetics.mps4g, [23](#)
- slave.driver, [21](#)
- slave.ics, [25](#)
- slave.ics.ics4807, [25](#)
- slave.iec60488, [27](#)
- slave.keithley, [35](#)
- slave.keithley.k2182, [35](#)
- slave.keithley.k6221, [37](#)
- slave.lakeshore, [51](#)
- slave.lakeshore.ls340, [51](#)
- slave.lakeshore.ls370, [60](#)
- slave.misc, [67](#)
- slave.protocol, [18](#)
- slave.quantum_design, [69](#)
- slave.quantum_design.ppms, [69](#)
- slave.signal_recovery, [75](#)
- slave.signal_recovery.sr5113, [75](#)
- slave.signal_recovery.sr7225, [77](#)
- slave.signal_recovery.sr7230, [84](#)
- slave.srs, [97](#)
- slave.srs.sr830, [97](#)
- slave.srs.sr850, [100](#)
- slave.transport, [15](#)
- slave.types, [113](#)

A

- `abort()` (slave.ics.ics4807.ICS4807 method), 26
- `abort()` (slave.keithley.k2182.K2182 method), 35
- `abort()` (slave.keithley.k6221.K6221 method), 40
- `abort()` (slave.keithley.k6221.SourceSweep method), 45
- `abort()` (slave.keithley.k6221.SourceWave method), 45
- `AC_GAIN` (slave.signal_recovery.sr7225.SR7225 attribute), 82
- `AC_GAIN` (slave.signal_recovery.sr7230.SR7230 attribute), 94
- `accept_address()` (slave.iec60488.SystemConfiguration method), 34
- `ACQUISITION_STATUS` (slave.signal_recovery.sr7230.SR7230 attribute), 94
- `active` (slave.srs.sr850.Mark attribute), 102
- `active()` (slave.srs.sr850.MarkList method), 103
- `alarm` (slave.srs.sr830.SR830 attribute), 97
- `amplitude` (slave.srs.sr830.SR830 attribute), 97
- `AmplitudeModulation` (class in slave.signal_recovery.sr7230), 84
- `AnalogOutput` (class in slave.quantum_design.ppms), 69
- `append_line()` (slave.lakeshore.ls340.Program method), 60
- `Arm` (class in slave.keithley.k6221), 37
- `arm()` (slave.keithley.k6221.SourceDelta method), 43
- `arm()` (slave.keithley.k6221.SourceDifferentialConductance method), 43
- `arm()` (slave.keithley.k6221.SourcePulseDelta method), 44
- `arm()` (slave.keithley.k6221.SourceSweep method), 45
- `arm()` (slave.keithley.k6221.SourceWave method), 45
- `auto_gain()` (slave.srs.sr830.SR830 method), 97
- `auto_gain()` (slave.srs.sr850.SR850 method), 109
- `auto_measure()` (slave.signal_recovery.sr7225.SR7225 method), 83
- `auto_measure()` (slave.signal_recovery.sr7230.SR7230 method), 94
- `auto_offset()` (slave.signal_recovery.sr7225.SR7225 method), 83
- `auto_offset()` (slave.signal_recovery.sr7230.Demodulator method), 86
- `auto_offset()` (slave.signal_recovery.sr7230.SR7230 method), 94
- `auto_offset()` (slave.srs.sr830.SR830 method), 97
- `auto_offset()` (slave.srs.sr850.SR850 method), 109
- `auto_phase()` (slave.signal_recovery.sr7225.SR7225 method), 83
- `auto_phase()` (slave.signal_recovery.sr7230.Demodulator method), 86
- `auto_phase()` (slave.signal_recovery.sr7230.SR7230 method), 94
- `auto_phase()` (slave.srs.sr830.SR830 method), 98
- `auto_phase()` (slave.srs.sr850.SR850 method), 109
- `auto_reserve()` (slave.srs.sr830.SR830 method), 98
- `auto_reserve()` (slave.srs.sr850.SR850 method), 109
- `auto_scale()` (slave.srs.sr850.SR850 method), 109
- `auto_sensitivity()` (slave.signal_recovery.sr7225.SR7225 method), 83
- `auto_sensitivity()` (slave.signal_recovery.sr7230.Demodulator method), 86
- `auto_sensitivity()` (slave.signal_recovery.sr7230.SR7230 method), 94
- `AutoRange` (class in slave.misc), 67

B

- `BAUD_RATE` (slave.signal_recovery.sr7225.SR7225 attribute), 82
- `BAUDRATE` (slave.keithley.k6221.SystemCommunicateSerial attribute), 49
- `BAUDRATE` (slave.signal_recovery.sr7230.SR7230 attribute), 94
- `beep()` (slave.quantum_design.ppms.PPMS method), 73
- `bin` (slave.srs.sr850.Mark attribute), 102
- `BIN` (slave.transport.LinuxGpib attribute), 16
- `Boolean` (class in slave.types), 114
- `BridgeChannel` (class in slave.quantum_design.ppms), 69
- `BufferStatistics` (class in slave.keithley.k6221), 38

C

- `calculate()` (slave.srs.sr850.SR850 method), 109

- ul style="list-style-type: none; padding-left: 0;">
- calculate_statistics() (slave.srs.sr850.SR850 method), 110
- calibrate() (slave.iec60488.Calibration method), 30
- Calibration (class in slave.iec60488), 29
- call_byte_handler() (slave.protocol.SignalRecovery method), 21
- center_frequency (slave.signal_recovery.sr7230.Frequency attribute), 87
- ch1 (slave.srs.sr830.SR830 attribute), 98
- ch1_display (slave.srs.sr830.SR830 attribute), 98
- ch1_output (slave.srs.sr830.SR830 attribute), 98
- ch2 (slave.srs.sr830.SR830 attribute), 98
- ch2_display (slave.srs.sr830.SR830 attribute), 98
- ch2_output (slave.srs.sr830.SR830 attribute), 98
- clear() (slave.iec60488.IEC60488 method), 31
- clear() (slave.keithley.k2182.Trace method), 37
- clear() (slave.keithley.k6221.Source method), 42
- clear() (slave.keithley.k6221.StatusQueue method), 47
- clear() (slave.keithley.k6221.Trace method), 49
- clear() (slave.protocol.IEC60488 method), 18
- clear() (slave.srs.sr830.SR830 method), 98
- clear() (slave.transport.LinuxGpib method), 16
- clear_alarm() (slave.lakeshore.ls340.LS340 method), 57
- clear_alarm() (slave.lakeshore.ls370.LS370 method), 66
- clear_buffer() (slave.signal_recovery.sr7230.SR7230 method), 95
- clear_on_poweron (slave.srs.sr830.SR830 attribute), 98
- close() (slave.ics.ics4807.Relay method), 26
- close() (slave.misc.Measurement method), 68
- close() (slave.transport.LinuxGpib method), 16
- close() (slave.transport.Socket method), 17
- COARSE_GAIN (slave.signal_recovery.sr5113.SR5113 attribute), 76
- Column (class in slave.lakeshore.ls340), 51
- Command (class in slave.driver), 21
- CommandSequence (class in slave.driver), 23
- complete_operation() (slave.iec60488.IEC60488 method), 31
- copy() (slave.keithley.k6221.SourceWaveArbitrary method), 46
- coupling (slave.srs.sr830.SR830 attribute), 98
- create_message() (slave.protocol.IEC60488 method), 19
- create_message() (slave.protocol.OxfordIsobus method), 20
- Cursor (class in slave.srs.sr850), 100
- Curve (class in slave.lakeshore.ls340), 51
- Curve (class in slave.lakeshore.ls370), 60
- CURVE_BUFFER (slave.signal_recovery.sr7225.SR7225 attribute), 82
- ## D
- DAC (class in slave.signal_recovery.sr7230), 85
 - DATA (slave.keithley.k6221.Format attribute), 39
 - data_points (slave.srs.sr830.SR830 attribute), 98
 - date (slave.quantum_design.ppms.PPMS attribute), 73
 - date (slave.signal_recovery.sr7230.SR7230 attribute), 95
 - define (slave.signal_recovery.sr7230.StandardBuffer attribute), 97
 - define_macro() (slave.iec60488.Macro method), 31
 - delayed_start() (slave.srs.sr830.SR830 method), 98
 - Demodulator (class in slave.lakeshore.ls340.Curve method), 53
 - delete() (slave.lakeshore.ls340.Program method), 60
 - delete() (slave.lakeshore.ls370.Curve method), 61
 - delete_mark() (slave.srs.sr850.SR850 method), 110
 - DELIMITER (slave.signal_recovery.sr7230.SR7230 attribute), 94
 - Demodulator (class in slave.signal_recovery.sr7230), 85
 - digital_output (slave.quantum_design.ppms.PPMS attribute), 73
 - DIGITAL_OUTPUT (slave.signal_recovery.sr7230.DigitalPort attribute), 86
 - DigitalIO (class in slave.keithley.k6221), 38
 - DigitalPort (class in slave.signal_recovery.sr7230), 86
 - disable() (slave.cryomagnetics.mps4g.Shim method), 25
 - disable() (slave.signal_recovery.sr5113.SR5113 method), 76
 - disable_listener() (slave.iec60488.SystemConfiguration method), 34
 - disable_macro_commands() (slave.iec60488.Macro method), 31
 - disable_protected_cmds() (slave.keithley.k6221.SystemPassword method), 49
 - disable_shims() (slave.cryomagnetics.mps4g.MPS4G method), 24
 - Display (class in slave.keithley.k6221), 39
 - Display (class in slave.lakeshore.ls370), 61
 - Display (class in slave.srs.sr850), 101
 - DisplayWindow (class in slave.keithley.k6221), 39
 - DisplayWindowText (class in slave.keithley.k6221), 39
 - Driver (class in slave.driver), 23
 - dump() (slave.types.SingleType method), 115
 - dump() (slave.types.Type method), 116
- ## E
- ELEMENTS (slave.keithley.k6221.Format attribute), 40
 - enable_macro_commands() (slave.iec60488.Macro method), 31
 - enable_protected_cmds() (slave.keithley.k6221.SystemPassword method), 49
 - enable_shims() (slave.cryomagnetics.mps4g.MPS4G method), 24
 - enter() (slave.keithley.k6221.SystemCommunicateSerial method), 49
 - Enum (class in slave.types), 114
 - Equation (class in slave.signal_recovery.sr7230), 86
 - ERRNO (slave.transport.LinuxGpib attribute), 16

- ERROR_STATUS (slave.lakeshore.ls340.Heater attribute), 53
- error_status (slave.transport.LinuxGpib attribute), 16
- event() (slave.signal_recovery.sr7230.StandardBuffer method), 97
- extend() (slave.keithley.k6221.SourceListSequence method), 44
- extend() (slave.keithley.k6221.SourceWaveArbitrary method), 46
- external_select (slave.quantum_design.ppms.PPMS attribute), 73
- ## F
- factory_defaults() (slave.signal_recovery.sr7230.SR7230 method), 95
- fast_mode (slave.srs.sr830.SR830 attribute), 98
- FastBuffer (class in slave.signal_recovery.sr7230), 87
- fetch() (slave.keithley.k2182.K2182 method), 35
- field (slave.quantum_design.ppms.PPMS attribute), 73
- filter (slave.srs.sr830.SR830 attribute), 98
- FILTER_MODE (slave.signal_recovery.sr5113.SR5113 attribute), 76
- FINE_GAIN (slave.signal_recovery.sr5113.SR5113 attribute), 76
- fit() (slave.srs.sr850.SR850 method), 110
- FitParameters (class in slave.srs.sr850), 102
- Float (class in slave.signal_recovery.sr7225), 77
- Float (class in slave.types), 114
- Format (class in slave.keithley.k6221), 39
- ForwardSequence (class in slave.misc), 67
- free() (slave.keithley.k2182.Trace method), 37
- free() (slave.keithley.k6221.Trace method), 49
- FREQUENCIES (slave.signal_recovery.sr5113.SR5113 attribute), 76
- frequency (slave.srs.sr830.SR830 attribute), 98
- FrequencyModulation (class in slave.signal_recovery.sr7230), 87
- ## G
- get_macro() (slave.iec60488.Macro method), 32
- GPIB (class in slave.ics.ics4807), 25
- ground (slave.srs.sr830.SR830 attribute), 98
- ## H
- halt() (slave.signal_recovery.sr7225.SR7225 method), 83
- halt() (slave.signal_recovery.sr7230.SR7230 method), 95
- harmonic (slave.srs.sr830.SR830 attribute), 98
- Heater (class in slave.lakeshore.ls340), 53
- Heater (class in slave.lakeshore.ls370), 61
- ## I
- i (slave.signal_recovery.sr7230.SR7230 attribute), 95
- ICS4807 (class in slave.ics.ics4807), 26
- idn (slave.srs.sr830.SR830 attribute), 98
- IEC60488 (class in slave.iec60488), 30
- IEC60488 (class in slave.protocol), 18
- immediate() (slave.keithley.k6221.BufferStatistics method), 38
- index() (in module slave.misc), 68
- init_curves() (slave.signal_recovery.sr7225.SR7225 method), 83
- Initiate (class in slave.keithley.k2182), 35
- initiate() (slave.keithley.k6221.K6221 method), 40
- initiate() (slave.keithley.k6221.SourceWave method), 45
- Input (class in slave.ics.ics4807), 26
- Input (class in slave.lakeshore.ls340), 53
- Input (class in slave.lakeshore.ls370), 61
- INPUT (slave.signal_recovery.sr7230.Equation attribute), 87
- input (slave.srs.sr830.SR830 attribute), 98
- InputChannel (class in slave.lakeshore.ls340), 53
- InputChannel (class in slave.lakeshore.ls370), 62
- Integer (class in slave.types), 114
- is_armed() (slave.keithley.k6221.SourceDelta method), 43
- is_armed() (slave.keithley.k6221.SourceDifferentialConductance method), 43
- is_armed() (slave.keithley.k6221.SourcePulseDelta method), 44
- ## K
- K2182 (class in slave.keithley.k2182), 35
- K6221 (class in slave.keithley.k6221), 40
- key_click (slave.srs.sr830.SR830 attribute), 99
- KEYS (slave.signal_recovery.sr7230.FastBuffer attribute), 87
- KEYS (slave.signal_recovery.sr7230.StandardBuffer attribute), 97
- ## L
- label (slave.srs.sr850.Mark attribute), 103
- Learn (class in slave.iec60488), 31
- learn() (slave.iec60488.Learn method), 31
- length (slave.signal_recovery.sr7230.StandardBuffer attribute), 97
- levelmeter() (slave.quantum_design.ppms.PPMS method), 73
- LIA_BYTE (slave.srs.sr850.SR850 attribute), 109
- limit_test_failed() (slave.keithley.k6221.DigitalIO method), 39
- line() (slave.lakeshore.ls340.Program method), 60
- lines() (slave.lakeshore.ls340.LS340 method), 57
- link (slave.quantum_design.ppms.AnalogOutput attribute), 69
- link_afsweep() (slave.signal_recovery.sr7230.SR7230 method), 95

link_asweep() (slave.signal_recovery.sr7230.SR7230 method), 95
 link_fsweep() (slave.signal_recovery.sr7230.SR7230 method), 95
 LinuxGpib (class in slave.transport), 15
 LinuxGpib.Error, 16
 LinuxGpib.Timeout, 16
 load() (slave.types.Enum method), 114
 load() (slave.types.Mapping method), 114
 load() (slave.types.Register method), 115
 load() (slave.types.SingleType method), 115
 load() (slave.types.Type method), 116
 local() (slave.cryomagnetics.mps4g.MPS4G method), 24
 local() (slave.keithley.k6221.SystemCommunicate method), 48
 lock() (slave.signal_recovery.sr7225.SR7225 method), 83
 lock_ip() (slave.signal_recovery.sr7230.SR7230 method), 95
 locked() (slave.cryomagnetics.mps4g.MPS4G method), 24
 LockInMeasurement (class in slave.misc), 67
 Loop (class in slave.lakeshore.ls340), 58
 LS340 (class in slave.lakeshore.ls340), 54
 LS370 (class in slave.lakeshore.ls370), 64

M

Macro (class in slave.iec60488), 31
 macro_labels() (slave.iec60488.Macro method), 32
 Mapping (class in slave.types), 114
 Mark (class in slave.srs.sr850), 102
 MarkList (class in slave.srs.sr850), 103
 Math (class in slave.keithley.k6221), 40
 Measurement (class in slave.misc), 68
 MEASUREMENT (slave.keithley.k6221.Status attribute), 46
 move() (slave.quantum_design.ppms.PPMS method), 73
 move() (slave.srs.sr850.Cursor method), 101
 move_to_limit() (slave.quantum_design.ppms.PPMS method), 73
 MPS4G (class in slave.cryomagnetics.mps4g), 23

N

new_password() (slave.keithley.k6221.SystemPassword method), 49
 next_mark() (slave.srs.sr850.Cursor method), 101

O

ObjectIdentification (class in slave.iec60488), 32
 open() (slave.ics.ics4807.Relay method), 26
 open() (slave.misc.Measurement method), 68
 open() (slave.transport.Socket method), 17
 OPERATION (slave.keithley.k6221.Status attribute), 47
 Output (class in slave.keithley.k2182), 36
 Output (class in slave.keithley.k6221), 41

Output (class in slave.lakeshore.ls340), 59
 Output (class in slave.lakeshore.ls370), 66
 Output (class in slave.srs.sr850), 103
 OUTPUT (slave.signal_recovery.sr7230.DAC attribute), 85
 output_interface (slave.srs.sr830.SR830 attribute), 99
 override_remote (slave.srs.sr830.SR830 attribute), 99
 OVERLOAD_BYTE (slave.signal_recovery.sr7225.SR7225 attribute), 82
 OVERLOAD_BYTE (slave.signal_recovery.sr7230.SR7230 attribute), 94
 overload_recover() (slave.signal_recovery.sr5113.SR5113 method), 76
 OxfordIsobus (class in slave.protocol), 19

P

ParallelPoll (class in slave.iec60488), 32
 parse_response() (slave.protocol.IEC60488 method), 19
 parse_response() (slave.protocol.OxfordIsobus method), 20
 pass_control_back() (slave.iec60488.PassingControl method), 32
 PassingControl (class in slave.iec60488), 32
 pause() (slave.srs.sr830.SR830 method), 99
 pause() (slave.srs.sr850.SR850 method), 111
 pause_afsweep() (slave.signal_recovery.sr7230.SR7230 method), 95
 pause_asweep() (slave.signal_recovery.sr7230.SR7230 method), 95
 pause_fsweep() (slave.signal_recovery.sr7230.SR7230 method), 95
 phase (slave.srs.sr830.SR830 attribute), 99
 place_mark() (slave.srs.sr850.SR850 method), 111
 plot_all() (slave.srs.sr850.SR850 method), 111
 plot_cursors() (slave.srs.sr850.SR850 method), 111
 plot_trace() (slave.srs.sr850.SR850 method), 111
 PowerOn (class in slave.iec60488), 33
 PPMS (class in slave.quantum_design.ppms), 70
 preset() (slave.keithley.k2182.System method), 36
 preset() (slave.keithley.k6221.Status method), 47
 previous_mark() (slave.srs.sr850.Cursor method), 101
 print_screen() (slave.srs.sr850.SR850 method), 111
 Program (class in slave.lakeshore.ls340), 59
 PROGRAM_STATUS (slave.lakeshore.ls340.LS340 attribute), 57
 ProtectedUserData (class in slave.iec60488), 33
 Protocol (class in slave.protocol), 20
 purge_macros() (slave.iec60488.Macro method), 32

Q

quench_reset() (slave.cryomagnetics.mps4g.MPS4G method), 24
 query() (slave.driver.Command method), 22
 query() (slave.protocol.IEC60488 method), 19

query() (slave.protocol.OxfordIsobus method), 20
 query() (slave.protocol.Protocol method), 20
 query() (slave.protocol.SignalRecovery method), 21
 query_bytes() (slave.protocol.SignalRecovery method), 21

QUESTIONABLE (slave.keithley.k6221.Status attribute), 47

R

r (slave.srs.sr830.SR830 attribute), 99
 r_offset_and_expand (slave.srs.sr830.SR830 attribute), 99
 Range (class in slave.cryomagnetics.mps4g), 24
 Range (class in slave.types), 114
 RANGE (slave.lakeshore.ls370.Heater attribute), 61
 range() (slave.misc.AutoRange method), 67
 range_to_numeric() (in module slave.misc), 69
 read() (slave.keithley.k2182.K2182 method), 35
 read_bytes() (slave.transport.Transport method), 17
 read_exactly() (slave.transport.Transport method), 18
 read_until() (slave.transport.Transport method), 18
 READING_STATUS (slave.lakeshore.ls340.InputChannel attribute), 54
 recall() (slave.iec60488.StoredSetting method), 34
 recall() (slave.srs.sr850.SR850 method), 111
 recall_setup() (slave.srs.sr830.SR830 method), 99
 redefine_position() (slave.quantum_design.ppms.PPMS method), 74
 reference (slave.srs.sr830.SR830 attribute), 99
 reference_trigger (slave.srs.sr830.SR830 attribute), 99
 Register (class in slave.types), 115
 Relay (class in slave.ics.ics4807), 26
 Relay (class in slave.lakeshore.ls370), 66
 remote() (slave.cryomagnetics.mps4g.MPS4G method), 24
 remote() (slave.keithley.k6221.SystemCommunicate method), 48
 REOS (slave.transport.LinuxGpib attribute), 16
 reserve (slave.srs.sr830.SR830 attribute), 99
 reset() (slave.iec60488.IEC60488 method), 31
 reset() (slave.signal_recovery.sr7225.SR7225 method), 83
 reset_buffer() (slave.srs.sr830.SR830 method), 99
 reset_configuration() (slave.srs.sr830.SR830 method), 99
 reset_minmax() (slave.lakeshore.ls340.LS340 method), 57
 reset_minmax() (slave.lakeshore.ls370.LS370 method), 66
 reset_scan() (slave.srs.sr850.SR850 method), 111
 ResourceDescription (class in slave.iec60488), 33
 RS232 (slave.signal_recovery.sr7225.SR7225 attribute), 82
 run() (slave.lakeshore.ls340.Program method), 60

S

save() (slave.iec60488.StoredSetting method), 34
 save() (slave.keithley.k6221.SystemCommunicateEthernet method), 48
 save() (slave.srs.sr850.SR850 method), 111
 save_curves() (slave.lakeshore.ls340.LS340 method), 57
 save_setup() (slave.srs.sr830.SR830 method), 99
 scan_field() (slave.quantum_design.ppms.PPMS method), 74
 scan_temperature() (slave.quantum_design.ppms.PPMS method), 74
 scanner (slave.lakeshore.ls340.LS340 attribute), 57
 scanner (slave.lakeshore.ls370.LS370 attribute), 66
 select() (slave.cryomagnetics.mps4g.Shim method), 25
 select() (slave.keithley.k6221.SystemCommunicate method), 48
 send() (slave.keithley.k6221.SystemCommunicateSerial method), 49
 send_mode (slave.srs.sr830.SR830 attribute), 99
 Sense (class in slave.keithley.k2182), 36
 Sense (class in slave.keithley.k6221), 41
 SenseAverage (class in slave.keithley.k6221), 41
 SenseData (class in slave.keithley.k6221), 41
 sensitivity (slave.signal_recovery.sr7225.SR7225 attribute), 83
 sensitivity (slave.signal_recovery.sr7230.Demodulator attribute), 86
 SENSITIVITY (slave.signal_recovery.sr7230.SR7230 attribute), 94
 sensitivity (slave.signal_recovery.sr7230.SR7230 attribute), 95
 SENSITIVITY (slave.srs.sr830.SR830 attribute), 97
 sensitivity (slave.srs.sr830.SR830 attribute), 99
 SENSITIVITY_CURRENT_HIGHBW (slave.signal_recovery.sr7225.SR7225 attribute), 82
 SENSITIVITY_CURRENT_HIGHBW (slave.signal_recovery.sr7230.SR7230 attribute), 94
 SENSITIVITY_CURRENT_LOWNOISE (slave.signal_recovery.sr7225.SR7225 attribute), 82
 SENSITIVITY_CURRENT_LOWNOISE (slave.signal_recovery.sr7230.SR7230 attribute), 94
 SENSITIVITY_VOLTAGE (slave.signal_recovery.sr7225.SR7225 attribute), 82
 SENSITIVITY_VOLTAGE (slave.signal_recovery.sr7230.SR7230 attribute), 94
 Set (class in slave.types), 115
 set_field() (slave.quantum_design.ppms.PPMS method), 74

set_temperature() (slave.quantum_design.ppms.PPMS method), 75

Shim (class in slave.cryomagnetics.mps4g), 25

SHIMS (in module slave.cryomagnetics.mps4g), 25

shutdown() (slave.quantum_design.ppms.PPMS method), 75

signal() (slave.keithley.k2182.Trigger method), 37

signal() (slave.keithley.k6221.Arm method), 38

signal() (slave.keithley.k6221.Trigger method), 50

SignalRecovery (class in slave.protocol), 20

simulate() (slave.types.Boolean method), 114

simulate() (slave.types.Float method), 114

simulate() (slave.types.Integer method), 114

simulate() (slave.types.Mapping method), 114

simulate() (slave.types.Register method), 115

simulate() (slave.types.Stream method), 116

simulate() (slave.types.String method), 116

simulate() (slave.types.Type method), 116

simulate_query() (slave.driver.Command method), 22

simulate_write() (slave.driver.Command method), 22

SimulatedTransport (class in slave.transport), 16

SingleType (class in slave.types), 115

slave (module), 15

slave.cryomagnetics (module), 23

slave.cryomagnetics.mps4g (module), 23

slave.driver (module), 7, 21

slave.ics (module), 25

slave.ics.ics4807 (module), 25

slave.iec60488 (module), 8, 27

slave.keithley (module), 35

slave.keithley.k2182 (module), 35

slave.keithley.k6221 (module), 37

slave.lakeshore (module), 51

slave.lakeshore.ls340 (module), 51

slave.lakeshore.ls370 (module), 60

slave.misc (module), 67

slave.protocol (module), 7, 18

slave.quantum_design (module), 69

slave.quantum_design.ppms (module), 69

slave.signal_recovery (module), 75

slave.signal_recovery.sr5113 (module), 75

slave.signal_recovery.sr7225 (module), 77

slave.signal_recovery.sr7230 (module), 84

slave.srs (module), 97

slave.srs.sr830 (module), 97

slave.srs.sr850 (module), 100

slave.transport (module), 7, 15

slave.types (module), 113

sleep() (slave.signal_recovery.sr5113.SR5113 method), 76

slope (slave.srs.sr830.SR830 attribute), 99

smooth() (slave.srs.sr850.SR850 method), 111

snap() (slave.srs.sr830.SR830 method), 99

snap() (slave.srs.sr850.SR850 method), 112

Socket (class in slave.transport), 17

Socket.Error, 17

Socket.Timeout, 17

softcal() (slave.lakeshore.ls340.LS340 method), 57

Source (class in slave.keithley.k6221), 42

SourceCurrent (class in slave.keithley.k6221), 42

SourceDelta (class in slave.keithley.k6221), 42

SourceDifferentialConductance (class in slave.keithley.k6221), 43

SourceList (class in slave.keithley.k6221), 43

SourceListSequence (class in slave.keithley.k6221), 44

SourcePulseDelta (class in slave.keithley.k6221), 44

SourceSweep (class in slave.keithley.k6221), 44

SourceWave (class in slave.keithley.k6221), 45

SourceWaveArbitrary (class in slave.keithley.k6221), 45

SourceWaveETrigger (class in slave.keithley.k6221), 46

SourceWavePhaseMarker (class in slave.keithley.k6221), 46

span_frequency (slave.signal_recovery.sr7230.FrequencyModulation attribute), 87

SR5113 (class in slave.signal_recovery.sr5113), 75

SR7225 (class in slave.signal_recovery.sr7225), 77

SR7230 (class in slave.signal_recovery.sr7230), 87

SR830 (class in slave.srs.sr830), 97

SR850 (class in slave.srs.sr850), 103

StandardBuffer (class in slave.signal_recovery.sr7230), 96

start() (slave.srs.sr830.SR830 method), 100

start() (slave.srs.sr850.SR850 method), 112

start_afsweep() (slave.signal_recovery.sr7225.SR7225 method), 83

start_afsweep() (slave.signal_recovery.sr7230.SR7230 method), 95

start_asweep() (slave.signal_recovery.sr7225.SR7225 method), 83

start_asweep() (slave.signal_recovery.sr7230.SR7230 method), 95

start_fsweep() (slave.signal_recovery.sr7225.SR7225 method), 83

start_fsweep() (slave.signal_recovery.sr7230.SR7230 method), 95

state (slave.srs.sr830.SR830 attribute), 100

Statistics (class in slave.srs.sr850), 112

Status (class in slave.keithley.k6221), 46

STATUS (slave.signal_recovery.sr5113.SR5113 attribute), 76

STATUS (slave.transport.LinuxGpib attribute), 16

status (slave.transport.LinuxGpib attribute), 16

STATUS_BYTE (slave.signal_recovery.sr7225.SR7225 attribute), 82

STATUS_BYTE (slave.signal_recovery.sr7230.SR7230 attribute), 94

STATUS_CHAMBER (in slave.quantum_design.ppms), 75

- STATUS_DIGITAL_INPUT (in slave.quantum_design.ppms), 75
- STATUS_DIGITAL_OUTPUT (in slave.quantum_design.ppms), 75
- STATUS_EXTERNAL_SELECT (in slave.quantum_design.ppms), 75
- STATUS_LINK (in slave.quantum_design.ppms), 75
- STATUS_MAGNET (in slave.quantum_design.ppms), 75
- STATUS_SAMPLE_POSITION (in slave.quantum_design.ppms), 75
- STATUS_TEMPERATURE (in slave.quantum_design.ppms), 75
- StatusEvent (class in slave.keithley.k6221), 47
- StatusQueue (class in slave.keithley.k6221), 47
- stop() (slave.signal_recovery.sr7225.SR7225 method), 83
- stop() (slave.signal_recovery.sr7230.SR7230 method), 96
- stop_program() (slave.lakeshore.ls340.LS340 method), 58
- StoredSetting (class in slave.iec60488), 33
- Stream (class in slave.types), 115
- String (class in slave.types), 116
- sweep() (slave.cryomagnetics.mps4g.MPS4G method), 24
- sync (slave.srs.sr830.SR830 attribute), 100
- System (class in slave.keithley.k2182), 36
- System (class in slave.keithley.k6221), 47
- system_status (slave.quantum_design.ppms.PPMS attribute), 75
- SystemBoard (class in slave.keithley.k6221), 47
- SystemCommunicate (class in slave.keithley.k6221), 48
- SystemCommunicateEthernet (class in slave.keithley.k6221), 48
- SystemCommunicateGpib (class in slave.keithley.k6221), 48
- SystemCommunicateSerial (class in slave.keithley.k6221), 48
- SystemConfiguration (class in slave.iec60488), 34
- SystemPassword (class in slave.keithley.k6221), 49
- ## T
- take_data() (slave.signal_recovery.sr7225.SR7225 method), 84
- take_data() (slave.signal_recovery.sr7230.SR7230 method), 96
- take_data_continuously() (slave.signal_recovery.sr7230.SR7230 method), 96
- take_data_triggered() (slave.signal_recovery.sr7225.SR7225 method), 84
- take_data_triggered() (slave.signal_recovery.sr7230.SR7230 method), 96
- temperature (slave.quantum_design.ppms.PPMS attribute), 75
- test() (slave.iec60488.IEC60488 method), 31
- theta (slave.srs.sr830.SR830 attribute), 100
- time (slave.quantum_design.ppms.PPMS attribute), 75
- TIME_CONSTANT (slave.signal_recovery.sr7225.SR7225 attribute), 82
- TIME_CONSTANT (slave.signal_recovery.sr7230.SR7230 attribute), 94
- TIME_CONSTANT (slave.srs.sr830.SR830 attribute), 97
- time_constant (slave.srs.sr830.SR830 attribute), 100
- Timeout, 17
- TIMEOUT (slave.transport.LinuxGpib attribute), 16
- Trace (class in slave.keithley.k2182), 36
- Trace (class in slave.keithley.k6221), 49
- Trace (class in slave.srs.sr850), 112
- trace() (slave.srs.sr830.SR830 method), 100
- TraceData (class in slave.keithley.k6221), 49
- Transport (class in slave.transport), 17
- TransportError, 18
- Trigger (class in slave.iec60488), 34
- Trigger (class in slave.keithley.k2182), 37
- Trigger (class in slave.keithley.k6221), 50
- trigger() (slave.iec60488.Trigger method), 34
- trigger() (slave.protocol.IEC60488 method), 19
- trigger() (slave.srs.sr830.SR830 method), 100
- trigger() (slave.transport.LinuxGpib method), 16
- TriggerMacro (class in slave.iec60488), 34
- Type (class in slave.types), 116
- type (slave.lakeshore.ls340.Column attribute), 51
- ## U
- Unit (class in slave.keithley.k2182), 37
- UnitFloat (class in slave.cryomagnetics.mps4g), 25
- UnitPower (class in slave.keithley.k6221), 50
- Units (class in slave.keithley.k6221), 50
- UnitVoltage (class in slave.keithley.k6221), 50
- unlock_ip() (slave.signal_recovery.sr7230.SR7230 method), 96
- update_correction() (slave.signal_recovery.sr7230.SR7230 method), 96
- ## V
- voltmeter_connected() (slave.keithley.k6221.SourceDelta method), 43
- voltmeter_connected() (slave.keithley.k6221.SourceDifferentialConductance method), 43
- voltmeter_connected() (slave.keithley.k6221.SourcePulseDelta method), 44
- ## W
- wait_to_continue() (slave.iec60488.IEC60488 method), 31
- wrap_exception() (in module slave.misc), 69

`write()` (`slave.driver.Command` method), [22](#)
`write()` (`slave.protocol.IEC60488` method), [19](#)
`write()` (`slave.protocol.OxfordIsobus` method), [20](#)
`write()` (`slave.protocol.Protocol` method), [20](#)
`write()` (`slave.protocol.SignalRecovery` method), [21](#)
`write()` (`slave.transport.Transport` method), [18](#)

X

`x` (`slave.srs.sr830.SR830` attribute), [100](#)
`x_offset_and_expand` (`slave.srs.sr830.SR830` attribute),
[100](#)
`XEOS` (`slave.transport.LinuxGpib` attribute), [16](#)

Y

`y` (`slave.srs.sr830.SR830` attribute), [100](#)
`y_offset_and_expand` (`slave.srs.sr830.SR830` attribute),
[100](#)